

# **Nature Conservation in Northern New England**

**Findings from a Survey  
conducted for a collaboration  
coordinated by**

**the Henry P. Kendall Foundation**

**Belden Russonello & Stewart  
Research/Strategy/Management**

**December 2002**

# TABLE OF CONTENTS

<b>Introduction and methods.....</b>	<b>1</b>
<b>Executive summary .....</b>	<b>5</b>
<b>Detailed findings .....</b>	<b>8</b>
<b>A.    The context and impressions of the forests of northern New England .....</b>	<b>8</b>
1. Protecting of forests in northern New England is considered an important priority .....	8
2. Forests of northern New England are generally viewed as “an important economic resource,” “relaxing” and are less likely to be seen as vulnerable ..	12
3. Some acknowledgement of negative human impact on the forests but majorities also believe forests benefit from human intervention .....	16
<b>B.    Why it is important to protect the forests .....</b>	<b>21</b>
Interconnectedness of the forests and balance of nature are key reasons to protect the forests of northern New England.....	21
<b>C.    Opinions that run counter to protection .....</b>	<b>35</b>
Residents most concerned about “outsiders” deciding policy in their communities and more government involvement.....	35
<b>D.    Access to the forests.....</b>	<b>45</b>
Importance of specific activities allowed in forests: Areas for recreation with no motorized vehicles and hiking top the list while snowmobiling and construction of new homes are at the bottom .....	45
<b>E.    Specific policies .....</b>	<b>51</b>
1. Preserve the “wild” and limit development.....	51
2. Support for increasing wilderness areas.....	59
3. Ownership and management of forests: Northern New Englanders can correctly identify who owns most of the forest land, but no consensus on who would make the best owner or manager of the forests .....	62
4. Wolf reintroduction linked to balance of nature.....	69

**Appendix:** Questionnaire with response totals

## Introduction and methods

Beginning in the spring of 2002, a group of funders and conservation groups including the Henry P. Kendall Foundation<sup>1</sup> asked Belden Russonello & Stewart (BRS) and Research/Strategy/Management (R/S/M) to help them better understand the public's attitudes toward forest protection and nature conservation in the northeastern U.S. The goal of the research is to inform funders and conservationists about the public's perception of conservation in the region.

The research consists of two phases. The first phase of this project was four focus group discussions, two among Boston residents, and one each with residents of northern Vermont and northern New Hampshire, conducted in April 2002. The results of the focus groups are reported separately. The second stage of research, reported here, is a regional telephone survey of 902 adults in northern New England and 355 adults in southern New England. The survey was conducted in July 2002.

One of the main objectives of the research project is to take an in-depth look at attitudes of residents of northern New England and compare values and opinions of residents of Maine, New Hampshire, and Vermont as they pertain to nature conservation. Therefore, we conducted 902 interviews among residents of northern New England with 300 interviews in Maine, 301 in New Hampshire, and 301 in Vermont to facilitate comparison among the states. The interviews in each state have been statistically weighted by state and gender to their proper proportions so the overall percentages reported for northern New England are representative of the region.

An additional 355 interviews were conducted with residents of southern New England (Massachusetts, Connecticut, and Rhode Island) to examine differences in opinions and connections to the forest between those who live in northern and southern New England. The tables at the end of this section show the demographic composition of the survey respondents.

---

<sup>1</sup> Collaborators include: Appalachian Mountain Club, Biodiversity Project, Henry P. Kendall Foundation, Natural Resources Council of Maine, New Hampshire Charitable Foundation, Merck Family Fund, Open Space Institute, RESTORE: The North Woods, Sweet Water Trust, The Nature Conservancy, and Trust for Public Land.

After completion of the focus groups, BRS and R/S/M drafted the questionnaire in collaboration with the Kendall Foundation and its partners. Once finalized, the questionnaire was subject to a pretest, resulting in modifications to the questionnaire both in terms of question wording and length. The fieldwork for the study was conducted by telephone using a computer-assisted telephone interviewing (CATI) system, from July 10 to July 28, 2002 by a team of professional, fully-trained and supervised telephone interviewers.

All sample surveys are subject to possible sampling error; that is, the results may differ from those that would be obtained if the entire population under study were interviewed. The margin of error for northern New Englanders (n=902) is plus or minus 3.3 percentage points at the 95% level of confidence. This means that in 95 out of 100 samples of this size the results obtained in the sample would fall in a range of  $\pm 3.3$  percentage points of what would have been obtained in the sample if every resident of northern New England had been interviewed. For each of the individual states (Maine, New Hampshire, and Vermont), the margin of error is plus or minus 5.7. For the southern New England sample (n=355), the margin of error is 5.2.

### *Reading this report*

Following this introduction are two main sections: the Executive Summary and the Detailed Findings which includes a close examination of the survey responses by key demographic groups. The analysis looks at residents' connections to and associations with the forests of northern New England, reasons that drive concerns for the forests, the strength of statements opposing protection measures, and support for specific policies to increase protection of the forest areas. The complete questionnaire with survey results can be found in the appendix.

The analysis in this report focuses on the opinions of northern New Englanders (residents of Maine, Vermont, and New Hampshire). The base for each table is all northern New England respondents (n=902) unless otherwise noted. The responses of residents of southern New England (Massachusetts, Connecticut, and Rhode Island) are highlighted where they are significantly different.

Tables and graphs included in the text of this report highlight selected relevant survey findings and are expressed in percentages. In reading these data, when the percent sign (%) appears at the top of a column, the numbers add vertically; when the % appears at the left of a row, the numbers add horizontally. An asterisk (\*) indicates less than one percent; a double hyphen (--) indicates zero.

Percentages may add to more than or less than 100% due to weighting, rounding, omission of "don't know," "refused," and other responses, or, in the case of multiple response questions.

---

**Composition of Survey Respondents of Northern New England**


---

	Unweighted number	Unweighted %	Weighted %
<b>Total Northern New England</b>	<b>902</b>	<b>100%</b>	<b>100%</b>
Male	446	49%	48%
Female	456	51	52
18-34	244	27%	27%
35-44	204	23	23
45-54	181	20	20
55-64	120	13	13
65+	153	17	17
<HS/HS grad	359	40%	39%
Some college	179	20	20
College grad +	339	38	38
<\$25K	149	17%	16%
\$26K-\$49K	255	28	28
\$50K-\$74K	186	21	21
\$75K+	165	18	19
Democrat	199	22%	23%
Republican	202	22	23
Independent	361	40	39
Liberal	269	30%	29%
Moderate	273	30	31
Conservative	310	34	34
Large city/suburb	222	25%	25%
Town	288	32	33
Rural	371	41	39
Maine	300	33%	41%
New Hampshire	301	33	39
Vermont	301	33	20

---

---

**Composition of Survey Respondents of Southern New England**


---

	Unweighted number	Unweighted %
<b>Total Southern New England</b>	<b>355</b>	<b>100</b>
Male	167	47%
Female	188	53
<45 years old	184	52%
45+	171	48
<College	182	51%
College +	165	46
<\$50K	110	31%
\$50K+	162	46
Democrat	151	43%
Republican	99	28
Other	105	30
Liberal	111	31%
Moderate	125	35
Conservative	104	29
Large city/suburb	95	27%
Town	95	27
Rural	158	45
Massachusetts	208	59%
Connecticut/Rhode Island	147	41

---

## **Executive Summary**

A regional survey of 902 residents of northern New England and 355 residents of southern New England was conducted for a collaboration coordinated by the Henry P. Kendall Foundation. The results show a strong desire among New Englanders to protect the forests of the region, and strong support for a number of specific forest protection proposals such as keeping some areas of the forests of northern New England “natural” and “wild,” as well as limiting development in the area.

New Englanders – both northern and southern residents – view the forest as a place to protect but also as a resource to use. When forced to choose, a large majority is more likely to consider the forests natural habitats rather than a source of timber.

Of the different reasons to care about the forests presented in the survey, New Englanders are driven by a desire to preserve the balance of nature and an appreciation for the interconnectedness of forest areas. They also recognize the impact of humans on forest health. While most of the anti-conservation statements tested in the survey do not garner much favor, large segments of the population believe that human intervention is needed to have a healthy forest, and express concerns with “outsiders” deciding on how to use the land and worry about increased government involvement.

Key findings from the survey include:

### **Context and support for forest protection**

1. The forests of northern New England are considered important natural habitats that are “relaxing,” “quiet and calming,” as well as an important economic resource.

2. Residents of northern New England personally place a high importance on maintaining areas in the forest that are off limits to motorized vehicles and place less importance on activities such as snowmobiling.
3. Majorities strongly support policy measures to limit recreational uses to allow some areas of the forest to remain “natural” and “wild,” as well as measures to restrict development and logging. Specifically, residents favor tax credits to individual landowners not to sell land to developers and government using tax dollars to buy forest areas to preserve them from logging and development. On the other hand, New Englanders *oppose* using tax dollars to help logging companies remain profitable.
4. Many acknowledge the negative impact that humans can have on the forests and the vulnerability of the forests. Support increases for “designated wilderness” areas. At the same time, many see a need for human intervention to keep the forests healthy.

#### **Why forest protection is important and attitudes that run counter to protection**

5. Preserving forests for future generations, the balance of nature, and the aesthetic value of the area are the key values driving concern for the forests of northern New England. The informational statements best paired with these values focus on the interconnectedness of the habitats in the forest and ecosystem services. To a lesser degree, statements about the economic impact and threat of development in Maine raise the saliency of the issue.
6. Residents recognize the forests’ role as an economic resource, however, it is not a pivotal concern to either favor or oppose increased protection.
7. Strongest currents of opinion that run counter to protection focus on “outsiders” deciding land policy and increased government involvement. Statements on the economic impact of forest protection, property rights, and limited access to the forest receive more mixed reactions and have the potential to polarize the debate on forest protection in the future.



---

## Differences among key segments

8. Residents of Maine differ somewhat from residents in New Hampshire and Vermont in a number of areas. Mainers express slightly more sympathetic opinions of the timber industry, are more likely than others to view the forests as a resource to be used, and finally, Maine residents express more concerns with “outsiders” deciding land use in their communities and increased influence of the government.
9. Among the residents of northern New England, those who own 40 acres or more of land are more hesitant to support policies to increase protection, except for those policies that are directly in their own financial interests, such as tax credits to private landowners who do not sell to developers.
10. The most sympathetic audiences to increase protection of the forests include: women and those who visit forests or national or state parks. These segments of northern New Englanders rate protecting the health of forests highly and are among the most likely groups to support specific efforts to increase protection, especially having some areas of the forests remain “natural” and “wild.” Also, women more so than men express a more emotional connection to the forests. They see forests as relaxing and quiet and calming. Politically, Democrats and independents are more sympathetic than Republicans and conservatives.
11. Comparing attitudes of residents in southern New England to their neighbors in the north, we find the southerners less informed about the forests and less likely to view forests as an economic resource. They are also less likely to take personal responsibility for the health of the forests. Importantly, though, southern New England residents share northerners’ concerns for the balance of nature, interconnectedness of habitats and other reasons to protect the forests of northern New England.

## Detailed Findings

### A. The context and impressions of the forests of northern New England

1. **“Protection of forests in New England” is considered an important priority – but so is protection of jobs and property rights.**

Northern New Englanders place a great deal of importance on protecting the forests of the area. A large majority (74%) considers forest protection “very” important and two in ten (23%) believe it is “somewhat” important.

When other issues of concern such as jobs and protection of property rights enter the picture, jobs (84% “very important”) top the list but is closely followed by protection of forests (74%) and property rights (71%).

Among northern New Englanders, those who rate protecting the forests highly include:

- Women; and
- Democrats and independents.

Protecting private property rights is a higher concern for northern New Englanders:

- 35 and older;
- Republicans and conservatives;
- Homeowners – especially those who own 40 acres or more; and
- slightly more of a concern to rural residents than those living in towns or cities.

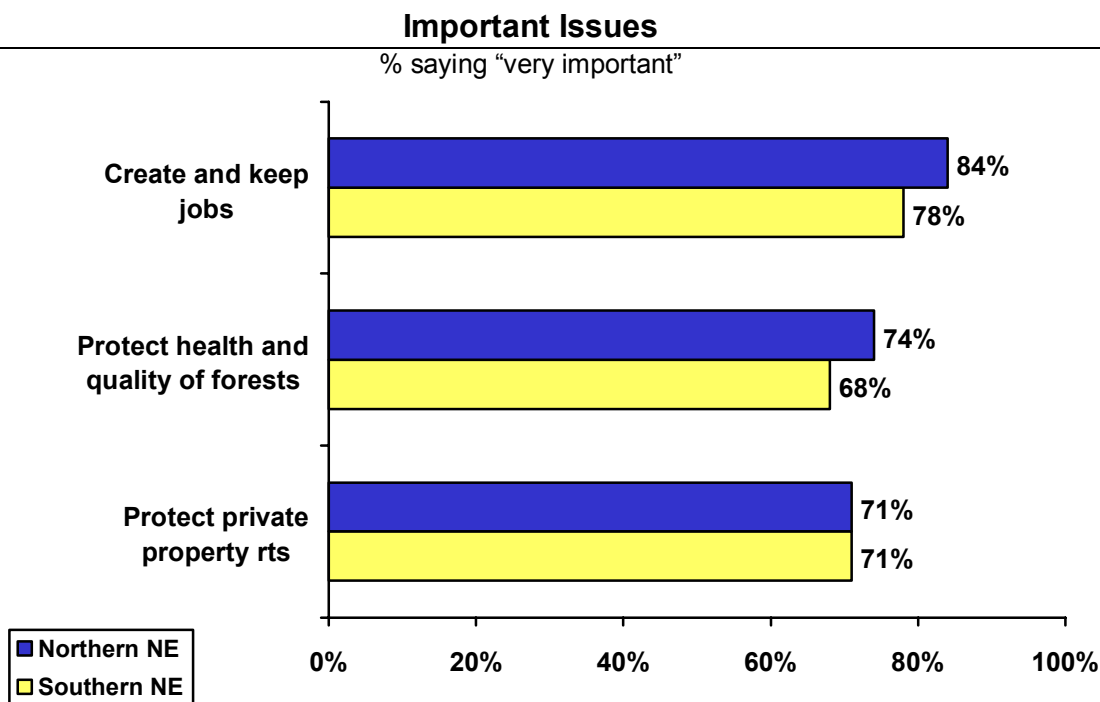
*Southern New England:* Concern for protecting the forests is slightly lower among residents in southern New England, but still garners a large majority (68%) saying it is “very important.” Among southern New England, those more likely to place importance on protecting the forests are:

- Women;
- Less educated; and
- Lower income.

Southerners who place a high priority on private property rights include:

- 45 years old and older;
- Less educated;
- Those who live in towns or rural areas; and
- Republicans and conservatives.

Therefore, as we heard in the focus groups, residents of New England value the forests of the area and want to see these forests protected.



Q. Compared to dealing with other issues you are concerned about, how important to you personally is each of the following: very important, somewhat important, not very important, or not at all important?

- Q2. Creating and keeping jobs in New England
- Q1. Protecting the health and quality of the forests in New England
- Q3. Protecting private property rights in New England

---

## Importance of Protecting Forests

---

Q1-3. Compared to dealing with other issues you are concerned about, how important to you personally is each of the following: very important, somewhat important, not very important, or not at all important:

% saying "very important"	Creating and keeping jobs in NE	Protecting health and quality of forests in NE	Protecting private property rights in NE
<b>Total Northern New England</b>	<b>84%</b>	<b>74%</b>	<b>71%</b>
Male	82%	70%	70%
Female	86%	78%	72%
18-34	81%	72%	59%
35-44	84%	70%	73%
45-54	91%	78%	72%
55-64	83%	79%	76%
65+	82%	73%	82%
Democrat	85%	76%	66%
Republican	85%	64%	81%
Independent	86%	76%	69%
Liberal	79%	78%	61%
Moderate	86%	72%	71%
Conservative	87%	71%	79%
Own	84%	74%	74%
Rent	84%	74%	61%
Own <40 acres	85%	74%	73%
Own >40 acres	81%	73%	82%
Large city/suburb	83%	73%	69%
Town	85%	72%	66%
Rural	84%	76%	76%
Maine	86%	74%	71%
New Hampshire	82%	72%	73%
Vermont	83%	77%	66%

---

---

### Views of Southern New England – Importance of Protecting Forests

---

Q1-3. Compared to dealing with other issues you are concerned about, how important to you personally is each of the following: very important, somewhat important, not very important, or not at all important:

<b>% saying “very important”</b>	<b>Creating and keeping jobs in NE</b>	<b>Protecting health and quality of forests in NE</b>	<b>Protecting private property rights in NE</b>
<b>Total Southern New England</b>	<b>78%</b>	<b>68%</b>	<b>71%</b>
Male	75%	63%	69%
Female	81%	73%	72%
<45 years old	77%	67%	63%
45 years +	80%	70%	79%
Democrat	83%	72%	62%
Republican	77%	66%	81%
Independent	73%	67%	73%
Liberal	73%	68%	55%
Moderate	84%	71%	75%
Conservative	79%	67%	82%
Own	81%	69%	75%
Rent	72%	68%	57%
Own <40 acres	81%	70%	76%
Own >40 acres	74%	67%	58%
Large city/suburb	80%	66%	61%
Town	79%	69%	71%
Rural	77%	71%	76%

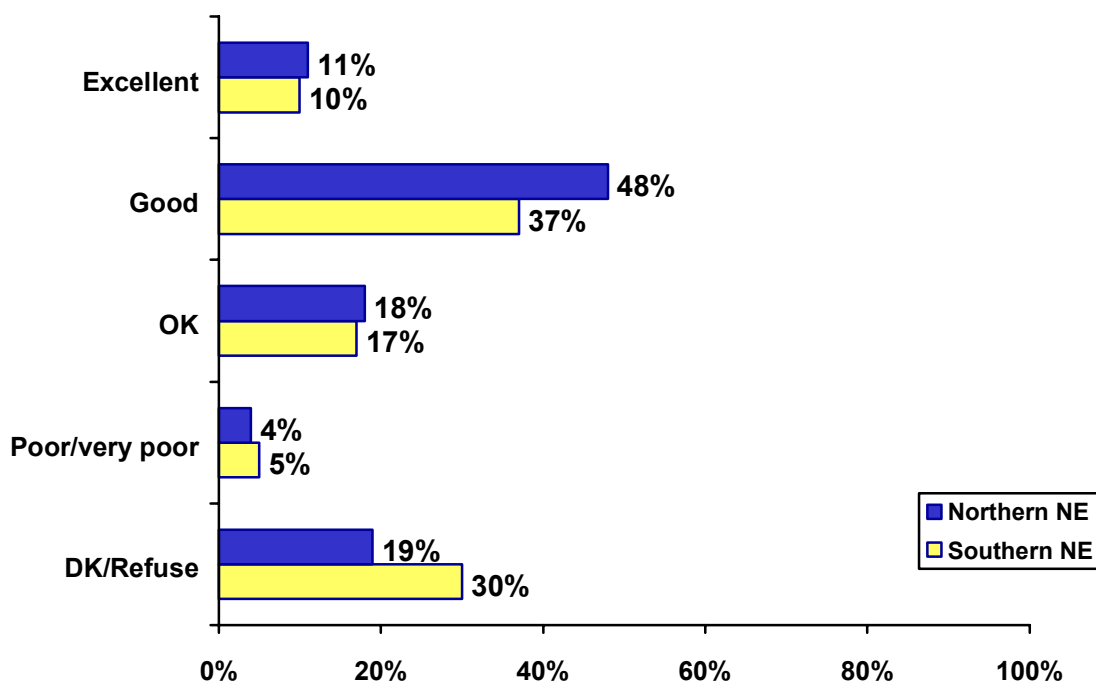
---

**2. Forests of northern New England are generally viewed as: “healthy,” “an important economic resource,” “relaxing” and are less likely to be seen as “vulnerable.”**

Residents of northern New England generally believe the forests in the area<sup>2</sup> are in “good” health (11% say “excellent; 48% say “good). Nearly two in ten (18%) would characterize the forests as “OK” and only four percent consider them in “poor” or “very poor” condition. Two in ten (19%) are unable to offer an opinion about the health of the forest.

*Southern New England:* Not surprisingly, residents of southern New England are also less likely to offer an opinion on the health of the northern New England forests (30% “don’t know”).

### Forests’ Health



Q4. Thinking about the forests of northern New England, would you rate their generally as excellent, good, ok, poor, very poor, or don’t you have an opinion on this?

<sup>2</sup> In the survey, respondents were read the following description: “Now, I am going to ask you some questions about the forests in Maine, Vermont, New Hampshire, and western Massachusetts. For the rest of this survey, we will refer to this area as the forests of northern New England – this area covers 26 million acres of forest.”

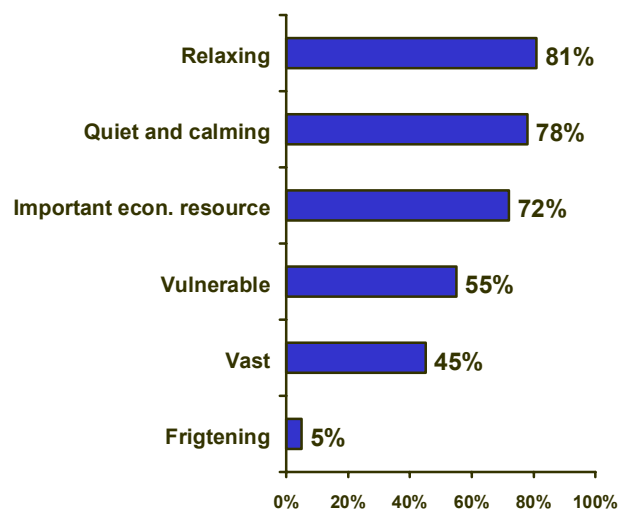
Large majorities of northern New Englanders also associate the forests with a number of positive words and phrases: “relaxing,” (81% says this word describes the forests “very well”), “quiet and calming” (78%), as well as see the forests practical uses as an “important economic resource” (72%).

To a lesser extent, residents of northern New England consider the forests of northern New England “vulnerable,” (55%) or “vast,” (45%) or “frightening” (5%).

**State differences:** Mainers are more likely than residents of New Hampshire and Vermont to view the forests of northern New England as “an important economic resource” (78%) and to view them as “vast” (50%).

### Perceptions of Forests

% of Northern New England saying “very well”



Q5-10. People use different terms and phrases to describe how they feel about the forests. Please tell me if each of the following words or phrases describes the forests of northern NE for you personally very well, somewhat, not very well, or not at all?

Other differences that we find among northern New Englanders:

- Those who live near forests of northern New England<sup>3</sup> are more likely than those who do not to say the forests are an “important economic resource.”
- Women are more likely than men to find the forests “relaxing” and “quiet and calming.”
- Residents who have visited a national or state park or forest<sup>4</sup> are more likely than those who have not to say the forests are “relaxing” and “vulnerable.”
- Women in Vermont are among the most likely to view the forests as “vulnerable.”

<sup>3</sup> Those residents who live near the forests of northern New England include the counties that were officially part of the Northern Forest Lands Council and Study (ME: Aroostook, Franklin, Hancock, Oxford, Penobscot, Piscataquis, Somerset, and Washington; NH: Coos; and VT: Caledonia, Chittenden, Essex, Franklin, Lamoille, Orleans, and Washington).

<sup>4</sup> Residents included in this variable said that in the last 12 months they have visited a national or state park or forest, or other forest area. Throughout the report, they are referred to as people who have visited the forest.

- Rural residents are slightly more likely than their more urban counterparts to say the forests are “vulnerable.”
- Younger residents (18-34) are less likely than older residents to view the forests as “vast.”
- Democrats are more likely than Republicans and independents to view the forests as an “important economic resource” and as “vulnerable.”
- Liberals are more likely than moderates and conservatives to see the forests as “vulnerable,” while moderates and conservatives are more likely than liberals to view the forests as “vast.”

***Southern New England:*** Residents of southern New England hold very similar views to their northern neighbors, except they are less likely to view the forests as an economic resource (56%).



## Associations with the Forests

Q5-10. People use different terms and phrases to describe how they feel about the forests. Please tell me if each of the following words or phrases describes the forests in northern New England for you personally: very well, somewhat, not very well, or not at all? The forests are...

% saying "very well"

	Relaxing	Quiet and calming	Important econ. resource	Vulnerable	Vast	Frightening
<b>Total Northern New England</b>	<b>81%</b>	<b>78%</b>	<b>72%</b>	<b>55%</b>	<b>45%</b>	<b>5%</b>
Male	77%	71%	72%	53%	47%	5%
Female	84%	84%	72%	57%	44%	4%
Vermont men	82%	71%	63%	48%	41%	3%
Vermont women	84%	81%	69%	62%	38%	5%
18-34	80%	76%	68%	51%	39%	3%
35-44	83%	77%	72%	55%	48%	5%
45-54	83%	80%	74%	56%	44%	2%
55-64	83%	76%	76%	58%	52%	4%
65+	75%	79%	72%	57%	48%	9%
Yes, visit park/forest	83%	78%	72%	58%	45%	4%
No	71%	73%	69%	44%	48%	8%
Democrat	81%	80%	79%	61%	48%	8%
Republican	77%	72%	69%	42%	46%	3%
Independent	84%	80%	72%	55%	45%	3%
Liberal	84%	81%	69%	64%	38%	3%
Moderate	81%	78%	75%	54%	51%	5%
Conservative	78%	75%	71%	47%	47%	5%
Live near forest	80%	76%	77%	54%	45%	5%
Not near forest	81%	78%	70%	55%	45%	5%
Large city/suburb	78%	74%	69%	52%	46%	5%
Town	80%	81%	72%	52%	44%	13%
Rural	84%	77%	73%	59%	46%	5%
Maine	81%	79%	78%	56%	50%	5%
New Hampshire	79%	77%	68%	53%	43%	5%
Vermont	83%	76%	66%	55%	40%	4%
Southern NE	72%	77%	56%	52%	39%	7%

### 3. Some acknowledgment of negative human impact on the forests, but majorities also believe forests benefit from human intervention.

Northern New Englanders believe that the forests are vulnerable to lasting damage – 61% “strongly” disagree that “there is so much forested area in New England that it is unlikely that we could do lasting damage to these forests in our lifetimes,” and only two in ten agree (20%, 12% “strongly”).

Northern New Englanders who are more likely to “strongly” disagree and acknowledge the vulnerability of the forests include:

- Residents under 65 years old;
- Educated;
- Renters;
- Those who have recently visited a forest or park;
- Democrats and independents; and
- Liberals.

We also find that northern New Englanders express personal responsibility for the forests. Four in ten (42%) “strongly” disagree that what they do in their own life does not impact the forests much at all, and two in ten (23%) “somewhat” disagree. A third (34%) agrees with the statement.

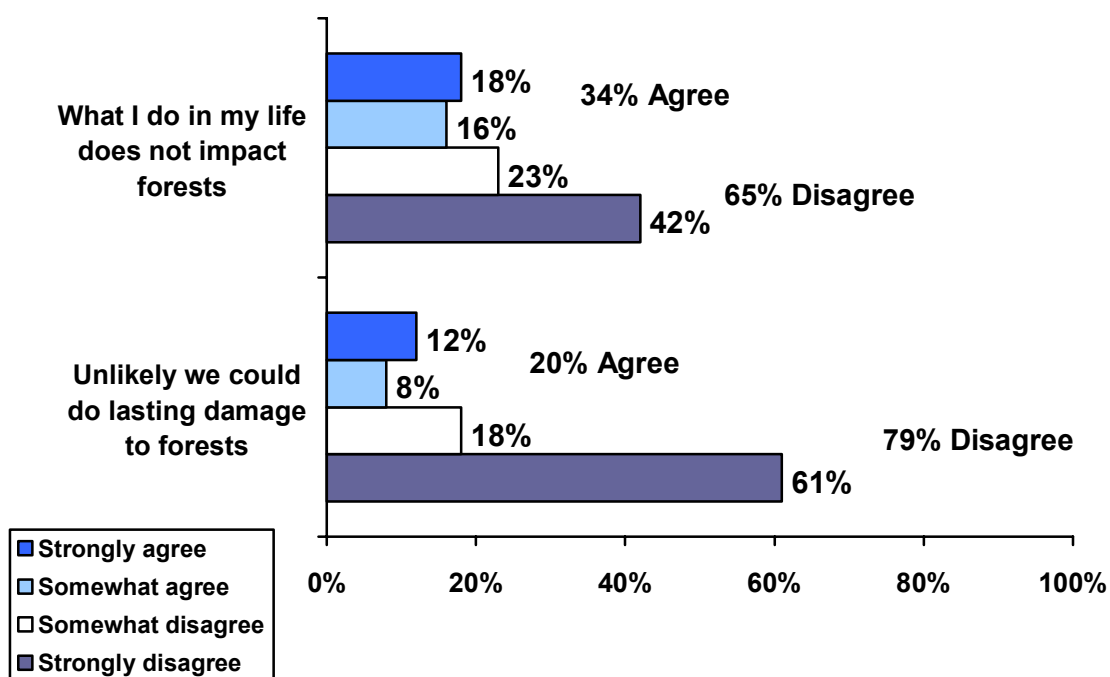
Northern New Englanders who are more likely to “strongly” disagree and take responsibility for the forests include:

- Women, especially women in New Hampshire;
- Residents under 65 years old;
- Educated;
- Middle and upper income;
- Rural residents;
- Renters;
- Those who have recently visited a forest or park;
- Democrats and independents; and
- Liberals.

***Southern New England:*** Residents of southern New England are slightly less likely than their northern neighbors to see their actions as directly impacting the forests of New England.

## Negative Human Impact

% Northern New England



Q. Now please tell me if you agree or disagree with each of the following statements about the forests of northern New England? Do you agree strongly or somewhat?

12. What I do in my life doesn't impact the health of the forests much at all.

13. There is so much forested area in New England that it is unlikely that we could do lasting damage to these forests in our lifetime.

---

### Negative Human Impact on Forests

---

Q12-15. Now, please tell me if you agree or disagree with each of the following statements about the forests of northern New England? Do you agree/disagree strongly or somewhat?

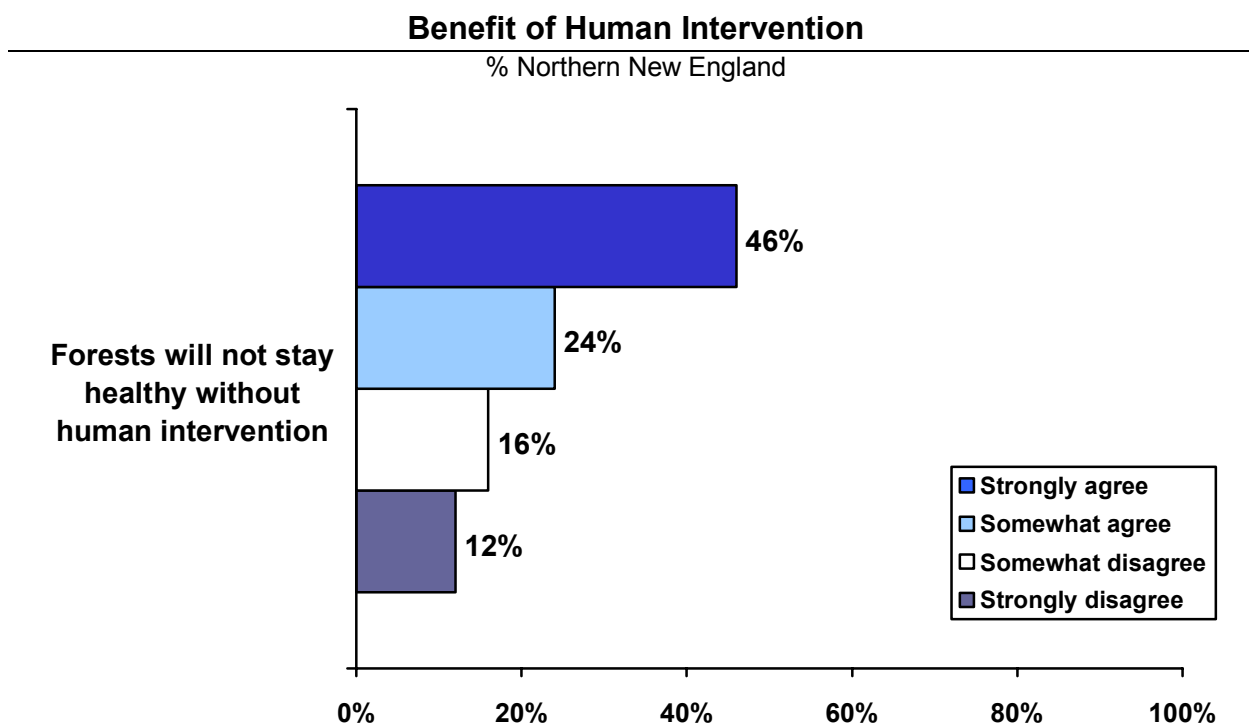
% saying “strongly disagree”	So much forested area that unlikely we could do lasting damage	What I do does not impact health of forests
<b>Total Northern New England</b>	<b>61%</b>	<b>42%</b>
Male	59%	37%
Female	63%	47%
NH men	61%	38%
NH women	62%	50%
18-34	65%	46%
35-44	62%	43%
45-54	66%	46%
55-64	65%	41%
65+	45%	32%
<HS/HS grad	55%	36%
Some college	57%	40%
College grad +	70%	50%
<\$25K	58%	35%
\$26K-\$49K	63%	46%
\$50K-\$74K	58%	42%
\$75K+	67%	46%
Own	59%	40%
Rent	69%	51%
Yes, visit park/forest	64%	45%
No	51%	32%
Democrat	64%	47%
Republican	51%	31%
Independent	65%	47%
Liberal	73%	51%
Moderate	63%	41%
Conservative	51%	37%
Large city/suburb	61%	41%
Town	61%	38%
Rural	61%	47%
Maine	61%	39%
New Hampshire	62%	44%
Vermont	61%	44%
Southern NE	65%	34%

---

For many of the northern and southern New Englanders, however, the forests will not stay healthy unless humans intervene. Forty-six percent of northern New Englanders “strongly” agree that the “forests will not stay healthy on their own without some intervention by humans” and a quarter (24%) “somewhat” agrees.

Across the different segments of northern New Englanders, we find general agreement that the forests need human intervention to remain healthy. The only differences we find are that men in New Hampshire are less likely than the women to believe in the need for intervention.

Therefore, while many of the northern New Englanders see the negative impact they can have on the forests, many also see a need for human intervention to keep forests healthy. This belief in the need for human intervention to maintain healthy forests may be a barrier to building support for protection, especially support for keeping certain areas “wild,” or limiting human access.



Q. Now please tell me if you agree or disagree with each of the following statements about the forests of northern New England? Do you agree/disagree strongly or somewhat?

15. Forests will not stay healthy on their own without some intervention by humans.

---

### Benefit of Human Intervention

---

Q15. **Forests will not stay healthy without intervention:** Now, please tell me if you agree or disagree with each of the following statements about the forests of northern New England? Do you agree/disagree strongly or somewhat?

	Agree	Disagree	Strongly agree	Somewhat agree	Somewhat disagree	Strongly disagree
<b>Total Northern New England</b>	<b>70%</b>	<b>28%</b>	<b>46%</b>	<b>24</b>	<b>16</b>	<b>12</b>
Male	65%	32%	42%	23	18	14
Female	74%	24%	49%	25	14	10
NH men	59%	38%	37%	22	20	18
NH women	74%	24%	51%	23	11	13
Maine	72%	25%	48%	24	17	8
New Hampshire	67%	30%	45%	22	15	15
Vermont	70%	27%	44%	26	14	13
Southern NE	67%	30%	44%	23	16	14

---

## B. Why it is important to protect the forests

**Interconnectedness of the forests and balance of nature are key reasons to protect the forests of northern New England.**

We have been discussing the importance of forest protection to residents of New England and their perceptions of the forests in this area. Now, we turn to what drives people's desires to protect the forests.

First, we examine the values that people hold that relate to forest protection. We find that, as with many other environmental issues, the values that motivate forest concerns include the following:

"We have a personal responsibility to leave the forests in good shape for future generations" (75% say "extremely" important).

"The forests of northern New England are important places of natural beauty" (69%).

"The forests are necessary to maintain the balance of nature in this region" (64%).

Secondarily, residents' concerns are driven by the beliefs that:

"The forests are an important part of the identity of New England" (59%).

"The forests are God's creation, so we should respect them as God's work" (50%).

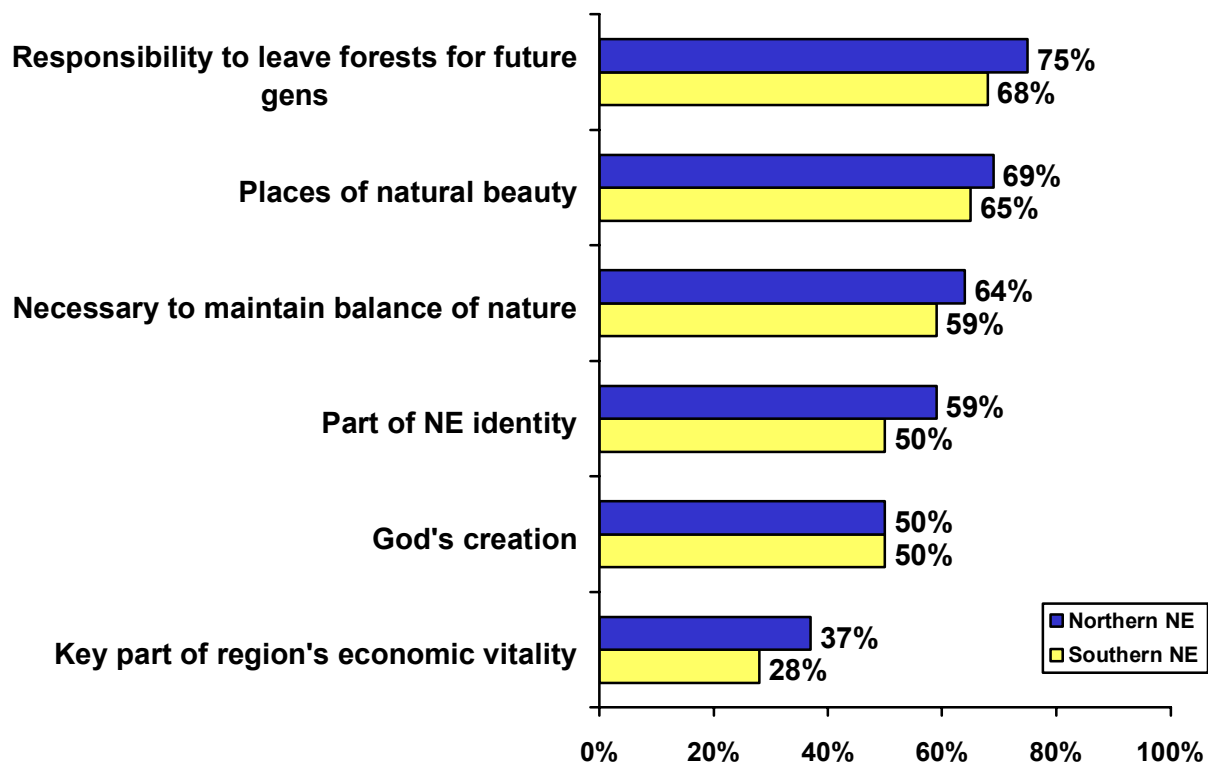
To a much lesser extent, residents place importance on the economic value of the forests:

"The forests of northern New England are a key part of the region's economic vitality" (37%).

***Southern New England:*** We find very little variation on the values. Residents of southern New England place slightly less importance on a number of the values, but each still garners a high percent saying "extremely" important.

### Values: Future Generations, Beauty

% saying "extremely important"



Q. Please think of a 1 to 10 scale, where 1 means something is not at all a reason to you personally, and 10 means it is an extremely important reason to you personally to care about protecting the forests of northern New England. How important is this to you personally as a reason to care about protecting the forests?

- 48. We have a personal responsibility to leave the forests in good shape for future generations.
- 50. The forests of northern New England are important places of natural beauty.
- 51. The forests are necessary to maintain the balance of nature in this region.
- 53. The forests are an important part of the identity of New England.
- 52. The forests are God's creation, so we should respect them as God's work.
- 49. The forests of northern New England are a key part of the region's economic vitality.



When we look at residents of northern New England, we find some place more importance on the values than others. We find:

*Responsibility to future generations:* This value is rated highly by women, residents 45 years old and over, those who live in towns or rural areas, those who visit the forests, and Democrats and independents.

*Natural beauty:* The natural beauty of the forests is highly valued by women, residents 45 years old and over, those who visit the forests, and Democrats and independents.

*Balance of nature:* An appreciation for the balance of nature is expressed more so by women, residents 45 years old and over, those who live in towns or rural areas, those who visit the forests, and Democrats and independents.

*Part of the identity of New England:* Women, residents 45 years old and over, lower income, those who live in towns or rural areas, those who visit the forests, and Democrats and independents rate this statement highly.

*God's creation:* Valuing the forests because they are "God's creation" is rated more highly by women, residents 45 years old and over, less educated and lower income residents, and those who live in towns or rural areas.

*Economic importance:* This is rated more highly by residents 45 years old and over.

---

### Values Related to Forest Protection

---

Q48-53. Please think of a 1 to 10 scale, where 1 means something is not at all a reason to you personally and 10 means it is an extremely important reason to you personally to care about protecting the forests of northern New England: Here's the first one: How important is this to you personally as a reason to care about protecting the forests?

<b>% saying "extremely important"</b>	<b>We have a personal responsibility to leave the forests in good shape for future generations</b>	<b>Forests of northern NE are important places of natural beauty</b>	<b>Forests are necessary to maintain the balance of nature in this region</b>
<b>Total Northern New England</b>	<b>75%</b>	<b>69%</b>	<b>64%</b>
Male	70%	62%	59%
Female	80%	76%	69%
18-34	70%	59%	56%
35-44	71%	65%	60%
45-54	81%	76%	70%
55-64	80%	78%	75%
65+	80%	75%	69%
<HS/HS grad	78%	70%	65%
Some college	73%	64%	61%
College grad +	73%	71%	65%
<\$25K	80%	72%	67%
\$26K-\$49K	77%	67%	68%
\$50K-\$74K	76%	70%	63%
\$75K+	70%	69%	60%
Yes, visit park/forest	77%	70%	67%
No	69%	62%	51%
Democrat	78%	73%	66%
Republican	64%	58%	52%
Independent	79%	71%	69%
Liberal	79%	72%	68%
Moderate	75%	65%	60%
Conservative	71%	69%	64%
Large city/suburb	69%	66%	56%
Town	79%	71%	66%
Rural	75%	69%	67%
Maine	75%	70%	63%
New Hampshire	75%	66%	64%
Vermont	76%	72%	69%

---

## Values Related to Forest Protection

Q48-53. Please think of a 1 to 10 scale, where 1 means something is not at all a reason to you personally and 10 means it is an extremely important reason to you personally to care about protecting the forests of northern New England: Here's the first one: How important is this to you personally as a reason to care about protecting the forests?

% saying "extremely important"	Forests are important part of identity of NE	Forests are God's creation, so we should respect them as God's work	Forests of northern NE are a key part of the region's economic vitality
<b>Total Northern New England</b>	<b>59%</b>	<b>50%</b>	<b>37%</b>
Male	53%	40%	35%
Female	65%	58%	38%
18-34	51%	38%	27%
35-44	55%	47%	32%
45-54	65%	52%	45%
55-64	64%	61%	47%
65+	66%	60%	40%
<HS/HS grad	63%	59%	37%
Some college	54%	47%	35%
College grad +	58%	41%	37%
<\$25K	66%	61%	38%
\$26K-\$49K	62%	53%	38%
\$50K-\$74K	56%	46%	33%
\$75K+	55%	40%	36%
Yes, visit park/forest	61%	50%	36%
No	52%	48%	39%
Live near forest	60%	49%	41%
Not near forest	59%	50%	35%
Own	59%	50%	38%
Rent	59%	48%	30%
Own <40 acres	59%	51%	38%
Own >40 acres	59%	48%	39%
Democrat	61%	50%	35%
Republican	51%	46%	34%
Independent	61%	52%	37%
Liberal	60%	43%	30%
Moderate	58%	48%	39%
Conservative	58%	55%	38%
Large city/suburb	52%	45%	32%
Town	60%	51%	37%
Rural	62%	52%	38%
Maine	57%	46%	35%
New Hampshire	58%	52%	38%
Vermont	64%	53%	37%

The survey also measured public reaction to five informational statements that support the value frames for increasing protection of the forests of northern New England. The most popular value frames of balance of nature, future generations, and aesthetic value of the area were matched by some of the most convincing pieces of information to make the case for forest protection. On the other hand, informational statements that relate to economic vitality of the region were generally less convincing as were those that focused on development issues in Maine and a simple description of the forests.

***Most broadly held reasons for protection - "balance of nature:"***

"The forests of northern New England contain many habitats that depend on each other and it is important to protect the forests as a whole so that plants and animals can survive, migrate, and reproduce" (75% "very" convincing to increase protection).

"Forests, rivers, and streams are nature's tools for cleaning the air and water we rely on. By destroying forests, humans are endangering the services that nature performs for us" (68%).

***Somewhat less broadly held reason for protection - recreation and economy:***

"The recreational opportunities that forests provide are an important part of local economies in northern New England" (52%).

***Less broadly held - size:***

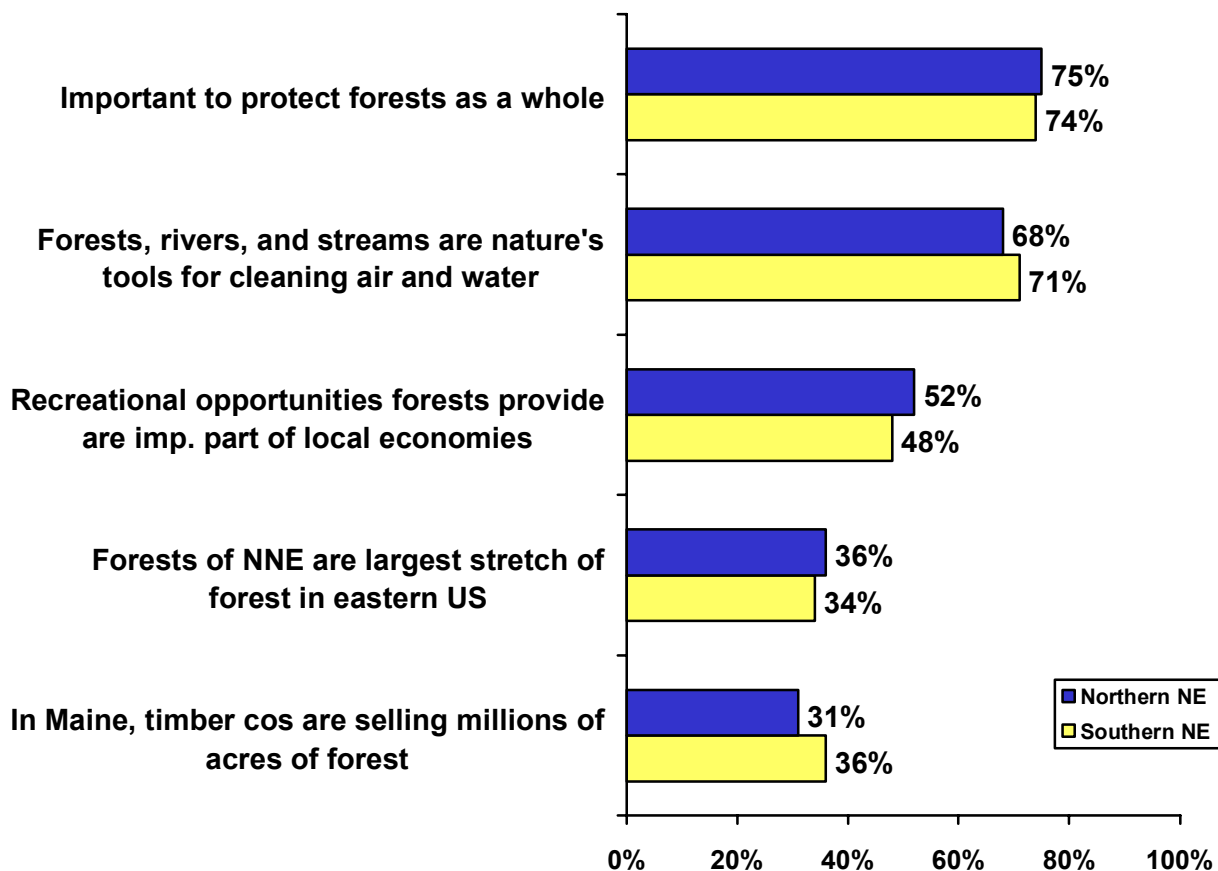
"The forests of northern New England are the largest stretch of forest in the eastern U.S." (36%).

"Right now in Maine timber companies are selling millions of acres of forest. Much of this land may be purchased by developers who will build new homes and vacation homes on this forest land" (31%).

***Southern New England:*** There are no significant differences between northern and southern New Englanders on the importance of the five statements.

## Informational Statements: Interconnectedness and Ecosystem Services

% saying "very convincing"



Q. Here is a list of reasons that some people have given for increasing protection of the forests of northern New England. Please tell me how convincing each of the following is to you personally, as a reason: very convincing, somewhat convincing, not very convincing, or not at all convincing as a reason to increase protection?

55. The forests of northern New England contain many habitats that depend on each other and it is important to protect the forests as a whole so that plants and animals can survive, migrate, and reproduce.

56. Forests, rivers, and streams are nature's tools for cleaning the air and water we rely on. By destroying forests, humans are endangering the services that nature performs for us.

58. The recreational opportunities that forests provide are an important part of local economies in northern New England.

54. The forests of northern New England are the largest stretch of forest in the eastern US.

59. Right now in Maine timber companies are selling millions of acres of forests. Much of this land may be purchased by developers.

When we look at residents of northern New England, we find some place more importance on the values than others. We find:

*Interconnectedness of habitats:* This statement about the forest garners more concern among women, resident 45 years old and older, middle and lower income residents, those that own less than 40 acres, and Democrats and independents.

*Ecosystem services:* The natural services that the forests provide is rated highly by women, those who have visited the forest, Democrats and independents, and liberals.

*Recreational opportunities:* Residents 35 years old and older and Democrats place more importance than other groups on this statement.

*Largest stretch of forest:* This statement is rated more highly as residents age and by Democrats and independents.

*Selling of forests:* Concerns about the rate at which the forests are being sold in Maine is higher among women, Democrats and independents.

***State differences:*** We find that residents in New Hampshire and Vermont place more importance than Mainers on the ecosystem services statement, and New Hampshire residents are more concerned than others about the impact of recreational activities on the local economy.

---

## Reasons to Protect the Forests

---

Q54-59. Here is a list of reasons that some people have given for increasing protection of the forests in northern New England. Please tell me how convincing each of the following is to you personally as a reason: Is that very convincing, somewhat convincing, not very convincing, or not at all convincing as a reason to increase protection?

% saying "very convincing"	Northern NE forests contain many habitats that depend on each other	Forests rivers and streams are nature's tools for cleaning the air and water we rely on
<b>Total Northern New England</b>	<b>75%</b>	<b>68%</b>
Male	71%	65%
Female	79%	71%
18-34	71%	64%
35-44	71%	66%
45-54	79%	70%
55-64	79%	75%
65+	80%	67%
<HS/HS grad	78%	69%
Some college	71%	69%
College grad +	73%	67%
<\$25K	79%	65%
\$26K-\$49K	78%	74%
\$50K-\$74K	76%	65%
\$75K+	70%	64%
Yes, visit park/forest	76%	69%
No	73%	60%
Democrat	81%	75%
Republican	64%	56%
Independent	77%	70%
Liberal	79%	73%
Moderate	73%	67%
Conservative	74%	64%
Own <40 acres	76%	67%
Own >40 acres	62%	63%
Maine	75%	64%
New Hampshire	75%	71%
Vermont	76%	70%

---

---

## Reasons to Protect the Forests

---

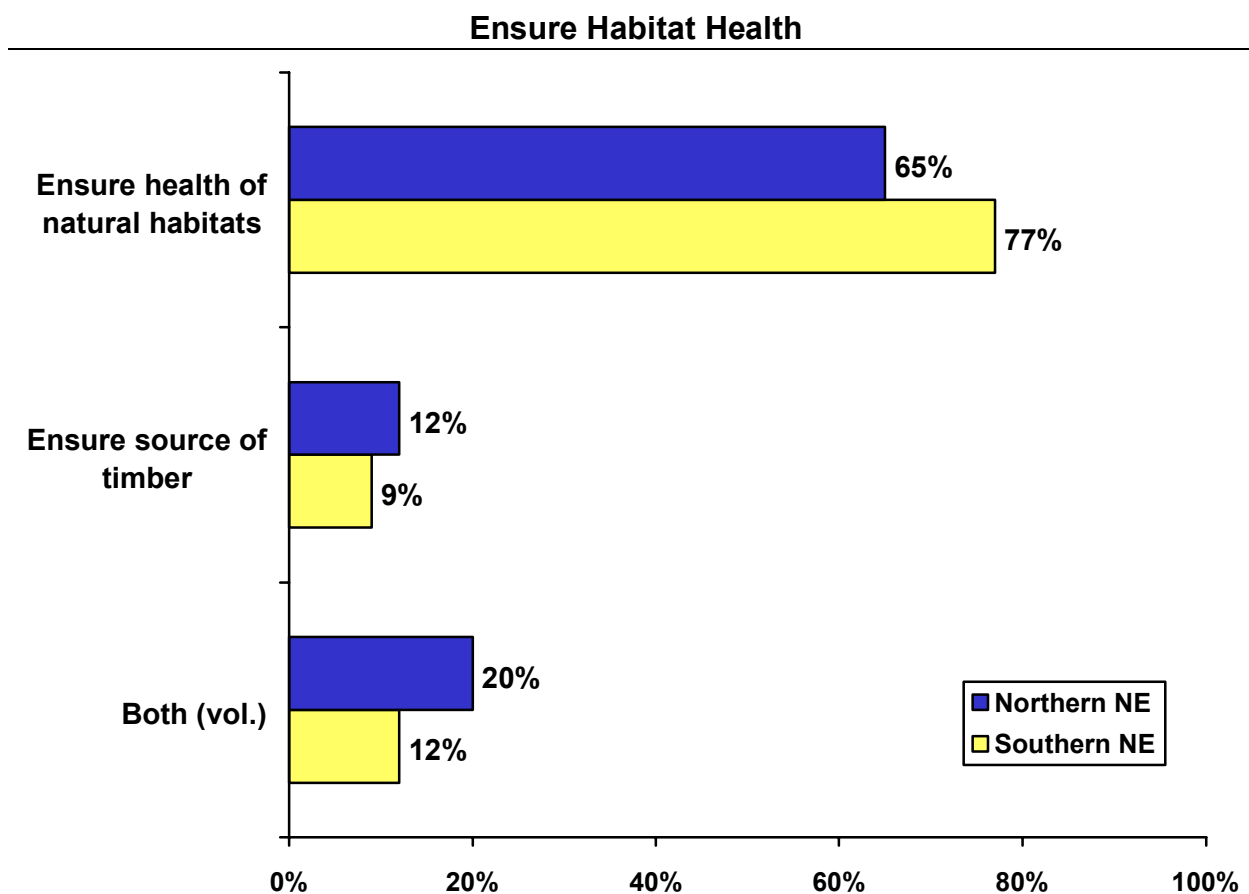
Q54-59. Here is a list of reasons that some people have given for increasing protection of the forests in northern New England. Please tell me how convincing each of the following is to you personally as a reason: Is that very convincing, somewhat convincing, not very convincing, or not at all convincing as a reason to increase protection?

% saying "very convincing"	Recreational opportunities that forests provide are important part of local economies in Northern NE	Northern NE forests are largest stretch of forests in eastern US	Right now in Maine, timber companies are selling millions of acres of forests
<b>Total Northern New England</b>	<b>52%</b>	<b>36%</b>	<b>31%</b>
Male	53%	36%	27%
Female	50%	36%	34%
18-34	42%	29%	33%
35-44	51%	32%	29%
45-54	56%	37%	32%
55-64	57%	43%	35%
65+	59%	45%	26%
<HS/HS grad	51%	36%	30%
Some college	50%	37%	35%
College grad +	54%	35%	30%
<\$25K	51%	41%	37%
\$26K-\$49K	53%	39%	30%
\$50K-\$74K	50%	32%	32%
\$75K+	52%	35%	30%
Yes, visit park/forest	52%	37%	31%
No	49%	31%	30%
Democrat	60%	44%	39%
Republican	50%	29%	20%
Independent	47%	36%	30%
Liberal	50%	38%	33%
Moderate	55%	39%	33%
Conservative	49%	33%	28%
Own <40 acres	51%	36%	31%
Own >40 acres	57%	43%	26%
Maine	47%	35%	30%
New Hampshire	57%	37%	29%
Vermont	50%	35%	36%

---



The above findings on values and informational statements are reinforced by responses to a question which asked New Englanders to select which is the more important reason to protect the forests of northern New England: 1) to ensure the health of natural habitats, or 2) to ensure the continued source of timber for the region. Two-thirds (65%) select “ensure the natural habitats” and one in ten (12%) choose source of timber. Two in ten (20%) volunteered both as equally important reasons to protect the forests.



Q34. Which of the following is a more important reason to you to protect the forests of northern New England: to ensure the health of natural habitats, or to ensure the continued source of timber for the region?

Residents, therefore, place a great emphasis on the need to preserve the balance of nature and natural habitats, and less on the economic benefits the forests provide. We will also see the importance of the balance of nature to residents of the area when we discuss the issue of wolf reintroduction (See pages 69 and 70).

While a majority of every segment of northern New Englanders selects natural habitats over a source of timber, those groups more likely than others to do so include:

- Women;
- Residents under 65 years old, especially those 18 to 34;
- Renters;
- Those who own less than 40 acres of land;
- Those who visit the forests; and
- Liberals.

***State differences:*** Mainers are less likely than residents in Vermont, New Hampshire, and southern New England to select the natural habitats.

***Southern New England:*** Residents of southern New England place more importance than northerners on the forests as natural habitats than a source of timber. Among the southern residents, those who place a greater priority on habitats include:

- Those under 45 years old;
- Lower income;
- Those who visit the forest; and
- Democrats and independents.

---

### Reasons to Protect the Forests

---

Q34. Which of the following is a more important reason to you to protect the forests of northern New England: to ensure the health of natural habitats, or to ensure the continued source of timber for the region?

	Ensure health of natural habitats	Ensure source of timber	Both (Vol.)	DK/ Refuse
<b>Total Northern New England</b>	<b>65%</b>	<b>12</b>	<b>20</b>	<b>2</b>
Male	62%	14	21	3
Female	69%	10	19	2
18-34	77%	10	12	1
35-44	69%	10	18	2
45-54	59%	11	29	1
55-64	62%	12	22	4
65+	53%	19	25	4
Yes, visit park/forest	67%	11	20	2
No	59%	16	20	4
Democrat	68%	9	21	1
Republican	61%	16	20	3
Independent	68%	11	19	2
Liberal	78%	9	12	2
Moderate	62%	11	25	3
Conservative	59%	16	22	3
Own	63%	13	21	3
Rent	75%	9	15	*
Own <40 acres	64%	12	21	3
Own >40 acres	54%	17	24	6
Maine	59%	16	22	3
New Hampshire	70%	9	19	2
Vermont	71%	10	17	2

---

---

### Views of Southern New England – Reasons to Protect the Forests

---

Q34. Which of the following is a more important reason to you to protect the forests of northern New England: to ensure the health of natural habitats, or to ensure the continued source of timber for the region?

	Ensure health of natural habitats	Ensure source of timber	Both (Vol.)	DK/ Refuse
<b>Total Southern New England</b>	77%	9	12	2
<45 years old	84%	7	7	3
45 years +	70%	12	17	2
<\$50K	85%	7	6	1
\$50K+	73%	12	12	2
Yes, visit park/forest	81%	8	11	--
No	66%	13	14	7
Democrat	81%	8	9	2
Republican	69%	14	14	3
Independent	79%	6	14	1

---

## C. Opinions that run counter to protection

In this section, we will look at the prevalence of opinions that run counter to forest protection. Taken together with the previous section, they form a picture of the debate on forest protection.

### **Residents most concerned about “outsiders” deciding policy in their communities and more government involvement.**

In the survey, ten anti-conservationist statements were tested to gauge the strength of these arguments to counter protection efforts. Overall, we find the statements receive mixed responses and most do not engender strong feelings. However, a number of the issues raised – property rights, economic impact of protection, and others – do have the potential to polarize the discussion on increasing forest protection.

Two statements receive a majority agreeing with the anti-conservationist positions. As we found in the focus groups, the most prevalent arguments against protection are more government involvement and “outsiders” coming into the community:

#### *“Outsiders” and government*

“Local people know what’s best for their communities. They do not need outsiders buying up their land or telling them how to use it.” Forty-five percent “strongly” agrees with this statement and a quarter (24%) “somewhat” agrees. Only three in ten (29%) disagrees.

“Increasing protections for forests will result in too many government restrictions on individuals and local communities.” Six in ten (59%) agree, with a quarter (26%) agreeing “strongly.”

Looking at residents of northern New England, we find those who feel more strongly about the influence of “outsiders” include:

- Men in Vermont;
- Older residents (55+);
- Less educated;
- Middle and lower income;
- Those who do not visit the forest;
- Homeowners; and
- Conservatives.

---

Concern for increased government influence is expressed more by:

- Men;
- Less educated;
- Those who do not visit the forest;
- Homeowners, especially those who own over 40 acres of land; and
- Republicans and conservatives.

*State differences:* Residents of Maine and Vermont are more likely than residents in New Hampshire to “strongly” agree that local people know what is best for the community. Mainers are the most likely to agree that increased protection will result in too many government restrictions.

*Southern New England:* Residents of southern New England are more mixed than their northern neighbors on the influence of government (47% agree, 46% disagree). Among the southern New Englanders, those who express concern about “outsiders” include:

- Those 45 and older;
- Less educated;
- Those who do not visit the forest; and
- Moderates and conservatives.

Those who are more concerned with increases in government restrictions are:

- Those who do not visit the forest; and
- Republicans and conservatives.

## Reasons Not to Increase Protection

Q37-47. Please tell me if you agree or disagree with each of the following statements (Strongly or somewhat?)

% saying "strongly agree"	Local people know what's best for their communities	Increasing protections for forests will result in too many gov't restrictions
<b>Total Northern New England</b>	<b>69% (45%)</b>	<b>59% (26%)</b>
Male	73% (47%)	68% (29%)
Female	65% (42%)	55% (23%)
Vermont men	75% (53%)	56% (30%)
Vermont women	69% (41%)	57% (21%)
18-34	68% (39%)	59% (25%)
35-44	67% (45%)	61% (24%)
45-54	69% (41%)	56% (21%)
55-64	70% (50%)	53% (27%)
65+	72% (55%)	61% (34%)
<\$25K	74% (48%)	55% (22%)
\$26K-\$49K	71% (47%)	59% (26%)
\$50K-\$74K	67% (43%)	62% (26%)
\$75K+	61% (38%)	55% (25%)
<HS/HS grad	78% (59%)	64% (32%)
Some college	70% (40%)	65% (28%)
College grad +	59% (32%)	51% (19%)
Yes, visit park/forest	67% (43%)	58% (24%)
No	75% (51%)	61% (31%)
Democrat	64% (42%)	47% (21%)
Republican	76% (47%)	71% (33%)
Independent	71% (46%)	59% (25%)
Liberal	58% (30%)	44% (14%)
Moderate	75% (47%)	64% (28%)
Conservative	74% (54%)	68% (34%)
Own	70% (46%)	60% (29%)
Rent	64% (39%)	56% (18%)
Own <40 acres	70% (45%)	59% (27%)
Own >40 acres	72% (51%)	66% (40%)
Maine	72% (48%)	63% (27%)
New Hampshire	64% (40%)	55% (25%)
Vermont	72% (47%)	56% (25%)

\* Percent in parentheses represents percentage "strongly" agreeing.

---

### Views of Southern New England – Reasons Not to Increase Protection

---

Q37-47. Please tell me if you agree or disagree with each of the following statements (Strongly or somewhat?)

<b>% saying “strongly agree”</b>	<b>Local people know what’s best for their communities</b>	<b>Increasing protections for forests will result in too many gov’t restrictions</b>
<b>Total Southern New England</b>	<b>60% (37%)</b>	<b>47% (21%)</b>
<45 years	55% (32%)	47% (18%)
45 years +	66% (43%)	46% (23%)
<College	67% (46%)	52% (23%)
College +	53% (27%)	42% (18%)
Yes, visit park/forest	59% (34%)	46% (18%)
No	66% (47%)	49% (29%)
Democrat	57% (35%)	41% (19%)
Republican	64% (43%)	59% (29%)
Independent	53% (35%)	44% (15%)
Liberal	50% (27%)	37% (11%)
Moderate	64% (39%)	47% (15%)
Conservative	68% (45%)	58% (37%)

\* Percent in parentheses represents percentage “strongly” agreeing.

---



The statements which receive mixed responses include those that focus on the economic impact of greater protection, property rights, and limited public access:

*Economic arguments:*

“If we increase the protection of the forests in northern New England, we will restrict the economic growth of the area” (46% agree and 49% disagree). Those who express more concern about this point than other residents of northern New England include:

- Men;
- Less educated;
- Residents who own 40 acres or more;
- Those who do not visit the forest;
- Republicans; and
- Moderates and conservatives.

“Turning more of New England’s forests into conservation areas and parks means that the land will come off the tax rolls and it will hurt the economy in the region” (41% agree, 50% disagree). A majority of residents of southern New England (56%) disagrees with this statement. Northern New England residents who tend to express more concern than others about increasing conservation areas include:

- Men;
- Northern New Englanders 55 and older;
- Less educated and lower income;
- Owners of 40 acres or more;
- Those who live near the forests; and
- Moderates and conservatives.

*Private property rights:*

“Increasing protection of forests in northern New England will threaten private property rights in the area” (46% agree and 49% disagree). Private property rights strikes a chord with:

- Men;
- Less educated;
- Owners of 40 acres or more; and
- Republicans, moderates and conservatives.

New Hampshire residents are more likely than residents in Maine and Vermont to disagree (53%).

## Reasons Not to Increase Protection

Q37-47. Please tell me if you agree or disagree with each of the following statements (Strongly or somewhat?)

% saying "agree"	Increase protection, we will restrict the economic growth	Turning more forests into conservation areas will hurt economy	Increasing protection of forests will threaten private property rights
<b>Total Northern New England</b>	<b>46% (19%)*</b>	<b>41% (17%)</b>	<b>46% (17%)</b>
Male	51% (22%)	46% (20%)	52% (21%)
Female	41% (16%)	38% (15%)	40% (13%)
18-34	44% (14%)	36% (11%)	49% (14%)
35-44	50% (22%)	40% (17%)	45% (16%)
45-54	47% (21%)	40% (17%)	49% (19%)
55-64	44% (20%)	59% (23%)	47% (21%)
65+	41% (19%)	48% (24%)	40% (19%)
<HS/HS grad	53% (22%)	47% (21%)	52% (20%)
Some college	46% (18%)	44% (16%)	48% (12%)
College grad +	38% (16%)	35% (14%)	41% (17%)
<\$25K	49% (21%)	51% (26%)	46% (15%)
\$26K-\$49K	42% (16%)	40% (17%)	45% (18%)
\$50K-\$74K	52% (20%)	39% (18%)	46% (17%)
\$75K+	45% (19%)	38% (13%)	48% (17%)
Yes, visit park/forest	44% (18%)	41% (19%)	46% (16%)
No	53% (24%)	46% (13%)	49% (22%)
Democrat	42% (15%)	44% (21%)	42% (18%)
Republican	56% (26%)	49% (20%)	57% (22%)
Independent	43% (18%)	39% (16%)	43% (16%)
Liberal	35% (13%)	29% (11%)	37% (9%)
Moderate	49% (20%)	48% (20%)	49% (19%)
Conservative	53% (23%)	49% (22%)	53% (23%)
Live near forest	46% (24%)	46% (23%)	47% (20%)
Not near forest	46% (17%)	40% (15%)	46% (16%)
Own	47% (20%)	44% (19%)	47% (19%)
Rent	41% (15%)	36% (13%)	45% (11%)
Own <40 acres	47% (19%)	43% (17%)	45% (16%)
Own >40 acres	54% (31%)	50% (30%)	58% (37%)
Large city/suburb	47% (20%)	40% (17%)	49% (18%)
Town	46% (15%)	42% (14%)	46% (14%)
Rural	45% (22%)	41% (20%)	45% (19%)
Maine	46% (21%)	45% (21%)	48% (19%)
New Hampshire	45% (16%)	39% (14%)	43% (15%)
Vermont	45% (19%)	41% (17%)	50% (19%)
Southern NE	40% (18%)	33% (12%)	45% (17%)

\* Percent in parentheses represents percentage "strongly" agreeing.

---

*Endangering health of forests:*

“If logging in the forest is restricted or stopped, it will result in more forest fires and tree diseases” (49% agree, 42% disagree). Northern New Englanders who tend to agree more than others include:

- Men;
- Republicans; and
- Conservatives and moderates.

“Timber companies are taking good care of the forests. Our forests would be in worse shape if they were owned by the federal government” (44% agree and 44% disagree). Those more likely than others to agree with this statement are:

- Owners of 40 acres or more;
- Republicans; and
- Moderates and conservatives.

Mainers are more likely than residents in Vermont and New Hampshire to agree (51%).

*Limiting access:*

“If forestland is bought by the federal government, then we will lose access for traditional uses, such as hunting and fishing” (44% agrees and 50% disagrees). Northern New Englanders who tend to agree with this statement more than others include:

- Younger residents (18 to 34);
- Less educated residents; and
- Conservatives and moderates.

## Reasons Not to Increase Protection

Q37-47. Please tell me if you agree or disagree with each of the following statements (Strongly or somewhat?)

% saying "agree"	If logging in the forest is restricted, will result in more forest fires	Timber companies are taking good care of forests	Forestland bought by the federal gov't, will lose access for traditional uses
<b>Total Northern New England</b>	<b>49% (24%)*</b>	<b>44% (22%)</b>	<b>44% (25%)</b>
Male	53% (28%)	44% (23%)	45% (25%)
Female	43% (19%)	44% (22%)	43% (25%)
18-34	48% (17%)	42% (16%)	53% (21%)
35-44	50% (28%)	44% (21%)	42% (30%)
45-54	51% (27%)	49% (26%)	39% (21%)
55-64	44% (22%)	48% (32%)	35% (21%)
65+	48% (26%)	35% (20%)	43% (30%)
<HS/HS grad	47% (26%)	45% (25%)	56% (37%)
Some college	55% (26%)	48% (26%)	44% (19%)
College grad +	47% (20%)	41% (17%)	31% (14%)
<\$25K	51% (26%)	38% (21%)	47% (25%)
\$26K-\$49K	49% (23%)	51% (25%)	49% (28%)
\$50K-\$74K	53% (29%)	45% (23%)	43% (24%)
\$75K+	46% (19%)	44% (20%)	35% (20%)
Yes, visit park/forest	49% (23%)	43% (21%)	43% (24%)
No	47% (26%)	48% (27%)	46% (26%)
Democrat	44% (21%)	40% (21%)	44% (24%)
Republican	60% (32%)	53% (27%)	43% (24%)
Independent	45% (20%)	45% (22%)	44% (25%)
Liberal	42% (15%)	43% (13%)	39% (20%)
Moderate	49% (28%)	47% (26%)	44% (26%)
Conservative	55% (28%)	51% (27%)	47% (27%)
Live near forest	51% (29%)	46% (24%)	44% (28%)
Not near forest	48% (22%)	44% (22%)	43% (23%)
Own	50% (25%)	46% (23%)	42% (25%)
Rent	45% (19%)	39% (19%)	52% (25%)
Own <40 acres	49% (23%)	45% (22%)	41% (24%)
Own >40 acres	54% (36%)	51% (32%)	41% (28%)
Large city/suburb	42% (22%)	45% (24%)	45% (26%)
Town	48% (20%)	41% (18%)	40% (23%)
Rural	52% (27%)	46% (24%)	45% (24%)
Maine	48% (27%)	51% (27%)	46% (26%)
New Hampshire	50% (22%)	39% (18%)	44% (24%)
Vermont	47% (21%)	41% (21%)	41% (25%)
Southern NE	38% (21%)	34% (18%)	40% (19%)

\* Percent in parentheses represents percentage "strongly" agreeing.

In two instances, a majority of northern New Englanders disagrees with the opposition's position:

"Our forests are not at risk. We have more trees in our forests today than we did 100 years ago and they are healthy" (31% agrees and 61% disagrees). Southern New England residents are more likely than their northern neighbors to disagree (69%). Northern New Englanders who are more likely than others to disagree include:

- Men,
- Older residents (55+),
- Owners of 40 acres or more, and
- Republicans and conservatives.

"Elite environmentalists are behind the effort to purchase large forests in New England, so they can use this land as playgrounds for hiking and mountain biking but not allow hunting and fishing" (39% agrees and 52% disagrees). Residents of southern New England are mixed (47% agrees and 40% disagrees).

## Reasons Not to Increase Protection

Q37-47. Please tell me if you agree or disagree with each of the following statements (Strongly or somewhat?)

% saying "agree"	Our forests are not at risk	Elite enviros are behind effort to purchase large forests in NE
<b>Total Northern New England</b>	<b>31% (16%)*</b>	<b>39% (17%)</b>
Male	38% (21%)	36% (16%)
Female	24% (11%)	41% (17%)
18-34	27% (11%)	47% (19%)
35-44	28% (14%)	41% (19%)
45-54	30% (15%)	40% (17%)
55-64	34% (24%)	27% (14%)
65+	41% (20%)	32% (16%)
<HS/HS grad	32% (18%)	41% (20%)
Some college	31% (17%)	36% (14%)
College grad +	28% (12%)	37% (15%)
<\$25K	29% (14%)	47% (19%)
\$26K-\$49K	32% (15%)	36% (13%)
\$50K-\$74K	33% (19%)	41% (21%)
\$75K+	30% (13%)	35% (18%)
Yes, visit park/forest	31% (16%)	38% (17%)
No	32% (16%)	43% (19%)
Democrat	27% (15%)	41% (17%)
Republican	42% (21%)	38% (20%)
Independent	27% (13%)	39% (16%)
Liberal	24% (10%)	37% (15%)
Moderate	30% (15%)	35% (18%)
Conservative	37% (21%)	44% (19%)
Live near forest	33% (17%)	41% (19%)
Not near forest	30% (16%)	39% (17%)
Own	32% (17%)	37% (17%)
Rent	26% (12%)	44% (16%)
Own <40 acres	31% (16%)	37% (17%)
Own >40 acres	44% (27%)	38% (22%)
Large city/suburb	30% (19%)	40% (19%)
Town	26% (11%)	38% (17%)
Rural	35% (17%)	38% (16%)
Maine	28% (12%)	37% (17%)
New Hampshire	32% (18%)	39% (17%)
Vermont	34% (19%)	41% (18%)
Southern NE	21% (11%)	47% (21%)

\* Percent in parentheses represents percentage "strongly" agreeing.

## D. Access to the forests

To complete the picture on the debate about forest protection in northern New England, the research looked at the type of access to the forest most important to the public, as well as specific policies geared toward increased protection.

**Importance of specific activities allowed in forests: Areas for recreation with no motorized vehicles and hiking top the list while snowmobiling and construction of homes are at the bottom.**

When northern New Englanders consider what is important to them personally to have access to in the forests, topping the list are:

Ensuring there are areas where people can go for recreation where there are no motorized vehicles or logging (69% “very” important); and

Hiking (64%).

Also “very” important to majorities of northern New Englanders are fishing (59%) and canoeing (54%).

Of somewhat less importance is allowing:

Cross country skiing (43% “very” important)

Hunting and trapping (38%)

Downhill skiing (33%)

Logging (30%)

Ensuring there are areas where people can go for recreation where there are no motorized vehicles or logging is more important to:

- Women;
- Upper educated;
- Residents who do not live near the forests;
- Democrats and independents; and
- Liberals.

Logging is more important to:

- Men;
- Residents 35 and older;
- Homeowners, especially those who own 40 acres or more;
- Residents who live near the forests; and
- Republicans and conservatives and moderates.

**State differences:** Residents of Maine and Vermont place more importance on hunting and trapping (40% and 41%, respectively) than do New Hampshire residents (34%). Also, Mainers place more importance on logging (36%) than other residents of northern New England.

Finally, of very little importance to residents in northern New England are:

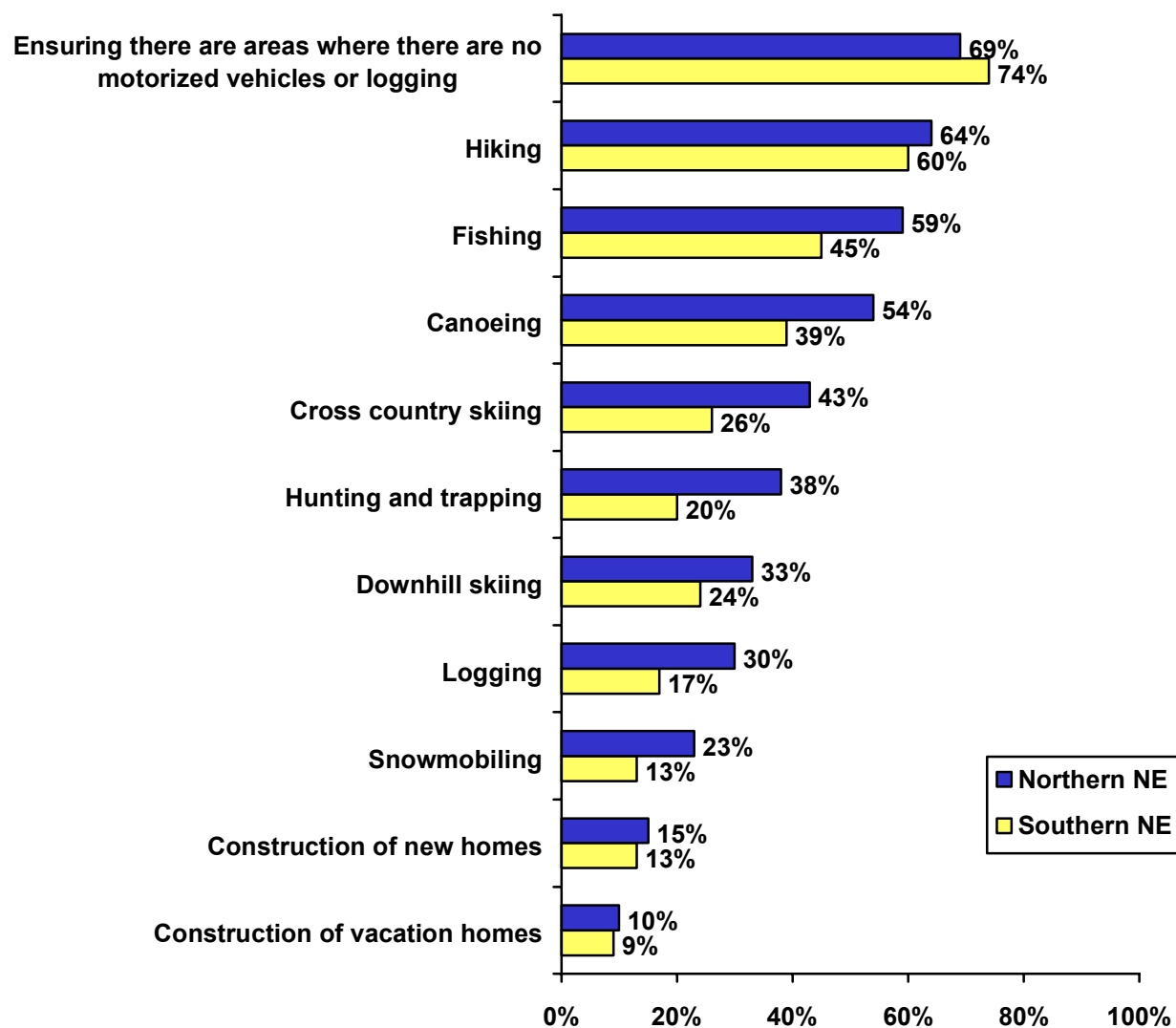
- Snowmobiling (23% “very” important)
- Construction of new homes (15%)
- Construction of vacation homes (10%)

**Southern New England:** Residents of southern New England are less likely than residents in northern New England to consider a number of recreational activities as important including: fishing (45%), canoeing (39%), cross country skiing (26%), hunting and trapping (20%), downhill skiing (24%), and snowmobiling (13%). They also place much less importance on logging (17%).



## Access to Forests

% saying "very important"



Q. How important to you personally is making sure each of the following is allowed in some areas of the forests of northern New England: very important, somewhat, not very important, or not at all important:

- 26. Ensuring that there are areas where people can go for recreation where there are no motorized vehicles or logging.
- 17. Hiking.
- 18. Fishing
- 16. Canoeing
- 21. Cross country skiing
- 19. Hunting and trapping
- 22. Downhill skiing
- 25. Logging
- 20. Snowmobiling
- 23. Construction of new homes
- 24. Construction of vacation homes

---

## Access to Forests

---

Q16-26. How important to you personally is making sure each of the following is allowed in some areas of the forests of northern New England: very important, somewhat, not very, or not at all important:

% saying "very important"	Ensuring areas where there are no motorized vehicles or logging	Hiking	Fishing	Canoeing
<b>Total Northern New England</b>	<b>69%</b>	<b>64%</b>	<b>59%</b>	<b>54%</b>
Male	64%	65%	62%	55%
Female	74%	63%	56%	53%
18-34	69%	61%	49%	48%
35-44	68%	64%	60%	54%
45-54	70%	66%	61%	56%
55-64	74%	67%	65%	61%
65+	65%	63%	66%	54%
<HS/HS grad	68%	63%	65%	53%
Some college	60%	62%	53%	51%
College grad +	75%	67%	55%	57%
<\$25K	71%	61%	56%	53%
\$26K-\$49K	67%	64%	61%	56%
\$50K-\$74K	71%	64%	56%	54%
\$75K+	71%	67%	58%	54%
Yes, visit park/forest	70%	68%	59%	56%
No	65%	51%	55%	46%
Democrat	76%	71%	57%	59%
Republican	61%	62%	61%	49%
Independent	72%	64%	60%	53%
Liberal	77%	70%	51%	54%
Moderate	66%	64%	61%	56%
Conservative	66%	61%	63%	51%
Live near forest	62%	60%	58%	54%
Not near forest	71%	66%	59%	54%
Own	68%	65%	62%	54%
Rent	71%	62%	48%	52%
Own <40 acres	69%	64%	61%	53%
Own >40 acres	65%	68%	69%	64%
Large city/suburb	72%	71%	60%	58%
Town	66%	58%	55%	49%
Rural	70%	66%	60%	56%
Maine	65%	62%	59%	58%
New Hampshire	72%	64%	58%	50%
Vermont	70%	68%	59%	54%
Southern NE	74%	60%	45%	39%

---

---

### Access to Forests

---

Q16-26. How important to you personally is making sure each of the following is allowed in some areas of the forests of northern New England: very important, somewhat, not very, or not at all important:

% saying "very important"	Cross country skiing	Hunting and trapping	Downhill skiing	Logging
<b>Total Northern New England</b>	<b>43%</b>	<b>38%</b>	<b>33%</b>	<b>30%</b>
Male	40%	46%	34%	37%
Female	45%	30%	31%	24%
18-34	34%	37%	32%	18%
35-44	43%	38%	28%	33%
45-54	50%	35%	33%	32%
55-64	44%	43%	31%	34%
65+	48%	36%	41%	40%
<HS/HS grad	40%	44%	35%	31%
Some college	43%	37%	35%	30%
College grad +	47%	32%	30%	29%
<\$25K	38%	36%	30%	21%
\$26K-\$49K	46%	42%	30%	28%
\$50K-\$74K	45%	39%	34%	36%
\$75K+	44%	34%	36%	30%
Yes, visit park/forest	43%	39%	33%	30%
No	43%	31%	30%	30%
Democrat	47%	34%	31%	30%
Republican	43%	41%	33%	39%
Independent	42%	37%	34%	26%
Liberal	44%	28%	32%	17%
Moderate	44%	45%	33%	36%
Conservative	43%	39%	33%	36%
Live near forest	43%	43%	33%	39%
Not near forest	43%	36%	33%	27%
Own	45%	39%	34%	34%
Rent	37%	33%	30%	20%
Own <40 acres	43%	38%	34%	32%
Own >40 acres	54%	47%	34%	42%
Large city/suburb	45%	35%	39%	30%
Town	39%	38%	29%	29%
Rural	46%	38%	32%	32%
Maine	43%	40%	32%	36%
New Hampshire	41%	34%	34%	26%
Vermont	47%	41%	32%	26%
Southern NE	26%	20%	24%	17%

---

---

### Access to Forests

---

Q16-26. How important to you personally is making sure each of the following is allowed in some areas of the forests of northern New England: very important, somewhat, not very, or not at all important:

% saying "very important"	Snowmobiling	Construction of new homes	Construction of vacation homes
<b>Total Northern New England</b>	<b>23%</b>	<b>15%</b>	<b>10%</b>
Male	26%	15%	11%
Female	20%	14%	9%
18-34	26%	10%	8%
35-44	23%	17%	10%
45-54	20%	10%	7%
55-64	24%	18%	12%
65+	22%	21%	14%
<HS/HS grad	29%	19%	13%
Some college	21%	14%	7%
College grad +	18%	10%	8%
<\$25K	17%	20%	12%
\$26K-\$49K	25%	16%	11%
\$50K-\$74K	25%	13%	8%
\$75K+	22%	10%	9%
Yes, visit park/forest	23%	13%	9%
No	24%	19%	13%
Democrat	23%	14%	10%
Republican	27%	13%	8%
Independent	19%	14%	10%
Liberal	16%	10%	8%
Moderate	31%	18%	12%
Conservative	22%	15%	8%
Live near forest	25%	16%	10%
Not near forest	22%	14%	10%
Own	24%	15%	10%
Rent	19%	12%	9%
Own <40 acres	24%	15%	10%
Own >40 acres	29%	16%	11%
Large city/suburb	25%	17%	14%
Town	23%	15%	7%
Rural	22%	12%	9%
Maine	23%	16%	11%
New Hampshire	21%	13%	8%
Vermont	28%	15%	12%
Southern NE	13%	13%	9%

---

## E. Specific policies

### 1. Preserve the “wild” and limit development

The most popular proposal for the forests of New England is to “allow recreational uses such as hiking, fishing, and snowmobiling only in certain areas in the forest to allow some areas to remain natural and wild.” Six in ten (63%) northern New Englanders “strongly” favor this proposal, two in ten “somewhat” favor it. Only one in ten (12%) opposes it.

While large majorities of all northern New Englanders support this proposal, those more likely than others to “strongly” favor this proposal include:

- Women; and
- Democrats and independents.

The next most popular proposals deal with protecting the forest land from development. Fifty-seven percent “strongly” favor “tax credits to encourage private landowners to not sell their land to developers.” Only one in ten (10%) oppose the tax credits. Another five in ten (51%) residents “strongly” favor a proposal to “limit the amount of residential and commercial development in areas in and close by the forests.” Only two in ten (19%) oppose this idea.

Tax credits are favored more so by:

- Women;
- Residents under 65;
- Owners of 40 acres or more; and
- Visitors to the forests.

Limiting development garners more support among:

- Women;
- Residents under 65;
- Upper educated;
- Visitors to the forests;
- Residents outside the forest areas;
- Democrats and independents; and
- Liberals.

*State differences:* Limiting development garners more support among residents of New Hampshire (54%) and Vermont (54%) than Maine (45%).

*Southern New England:* Residents in the southern part of New England support these policies at the same levels of northern New Englanders. Similar to their northern neighbors, those who are more supportive of allowing some areas to remain “natural” and “wild” as well as limiting development include:

- Women;
- Democrats; and
- Liberals and moderates.

---

**Policies**


---

Q27-31. Here are some proposals for what to do with forest land in northern New England. Please tell me if you favor or oppose each one (Strongly or somewhat?).

<b>% saying "strongly favor"</b>	<b>Allow recreational uses only in certain areas to allow some areas to remain natural and wild</b>	<b>Provide tax credits to encourage private landowners not to sell to developers</b>	<b>Limit the amount of residential and commercial devlpmnt in and close by the forests</b>
<b>Total Northern New England</b>	<b>63%</b>	<b>57%</b>	<b>51%</b>
Male	55%	54%	46%
Female	70%	60%	54%
18-34	61%	59%	53%
35-44	64%	59%	51%
45-54	63%	58%	54%
55-64	62%	57%	51%
65+	67%	51%	42%
<HS/HS grad	64%	57%	47%
Some college	63%	56%	51%
College grad +	63%	58%	55%
Yes, visit park/forest	63%	58%	53%
No	61%	50%	43%
Democrat	74%	57%	60%
Republican	52%	52%	37%
Independent	65%	60%	53%
Liberal	66%	60%	57%
Moderate	63%	57%	50%
Conservative	63%	53%	45%
Live near forest	62%	57%	45%
Not near forest	64%	57%	53%
Own <40 acres	64%	54%	49%
Own >40 acres	60%	64%	45%
Maine	63%	57%	45%
New Hampshire	63%	54%	54%
Vermont	64%	62%	54%

---

---

### Views of Southern New England – Policies

---

Q27-31. Here are some proposals for what to do with forest land in northern New England. Please tell me if you favor or oppose each one (Strongly or somewhat?).

<b>% saying “strongly favor”</b>	<b>Allow recreational uses only in certain areas to allow some areas to remain natural and wild</b>	<b>Provide tax credits to encourage private landowners not to sell to developers</b>	<b>Limit the amount of residential and commercial development in and close by the forests</b>
<b>Total Southern New England</b>	<b>66%</b>	<b>59%</b>	<b>52%</b>
Male	61%	56%	43%
Female	71%	63%	60%
Democrat	73%	64%	58%
Republican	59%	59%	48%
Independent	64%	53%	48%
Liberal	60%	64%	61%
Moderate	73%	55%	48%
Conservative	61%	58%	44%

---



Two other proposals which smaller majorities favor deal with the government buying forest areas to preserve them. The more popular of the two proposals specifies: “have the government use tax dollars to buy forest areas to preserve them from logging and development and use them for recreation areas.” Three-quarters (75%) of northern New England residents support the proposal with nearly half (47%) doing so “strongly.” Two in ten (22%) oppose it.

Those more likely to support this proposal include:

- Rural residents;
- Democrats; and
- Liberals and moderates.

***Southern New England:*** Residents of southern New England express more support than northerners for the proposal (82% favor; 57% strongly).

To a lesser degree, residents support the “government using tax dollars to buy forest areas to preserve them from development but still allowing logging.” Six in ten (59%) support with two in ten (21%) doing so “strongly.” Opposition stands at about a third (35%).

Supporters of this policy are more likely to be:

- Men;
- Homeowners, especially those who own 40 acres or more; and
- Rural residents.

***State differences:*** Residents of Maine are slightly less likely than residents of New Hampshire and Vermont to favor the proposal (52% to 64% and 63%, respectively).

***Southern New England:*** Looking at residents of southern New England, they are mixed on this proposal (48% favor, 44% oppose).

---

## Policies

---

Q27-31. Here are some proposals for what to do with forest land in northern New England. Please tell me if you favor or oppose each one (Strongly or somewhat?).

% saying “strongly favor”	Have gov’t use tax dollars to buy forest areas to preserve them from logging and use for recreation areas	Have gov’t use tax dollars to buy forest areas to preserve them from devlpmnt but still allow logging
<b>Total Northern New England</b>	<b>47%</b>	<b>21%</b>
Male	48%	25%
Female	46%	16%
Democrat	58%	24%
Republican	34%	20%
Independent	47%	20%
Liberal	52%	17%
Moderate	49%	24%
Conservative	41%	20%
Own	47%	22%
Rent	47%	14%
Own <40 acres	48%	21%
Own >40 acres	41%	30%
Large city/suburb	45%	15%
Town	43%	17%
Rural	51%	26%
Maine	45%	19%
New Hampshire	47%	23%
Vermont	51%	19%
Southern NE	57%	16%

---

Finally, residents of northern New England tend to oppose the government using tax dollars “to help timber and logging companies remain profitable and continue to log in New England.” Forty-three percent favor this proposal while slightly more than half (52%) oppose.

Those more likely to support this proposal:

- Live near the forest; and
- Own 40 acres or more.

***Southern New England:*** Residents of southern New England strongly oppose government assistance going to the timber and logging companies (59% oppose, 39% “strongly”).

---

## Policies

---

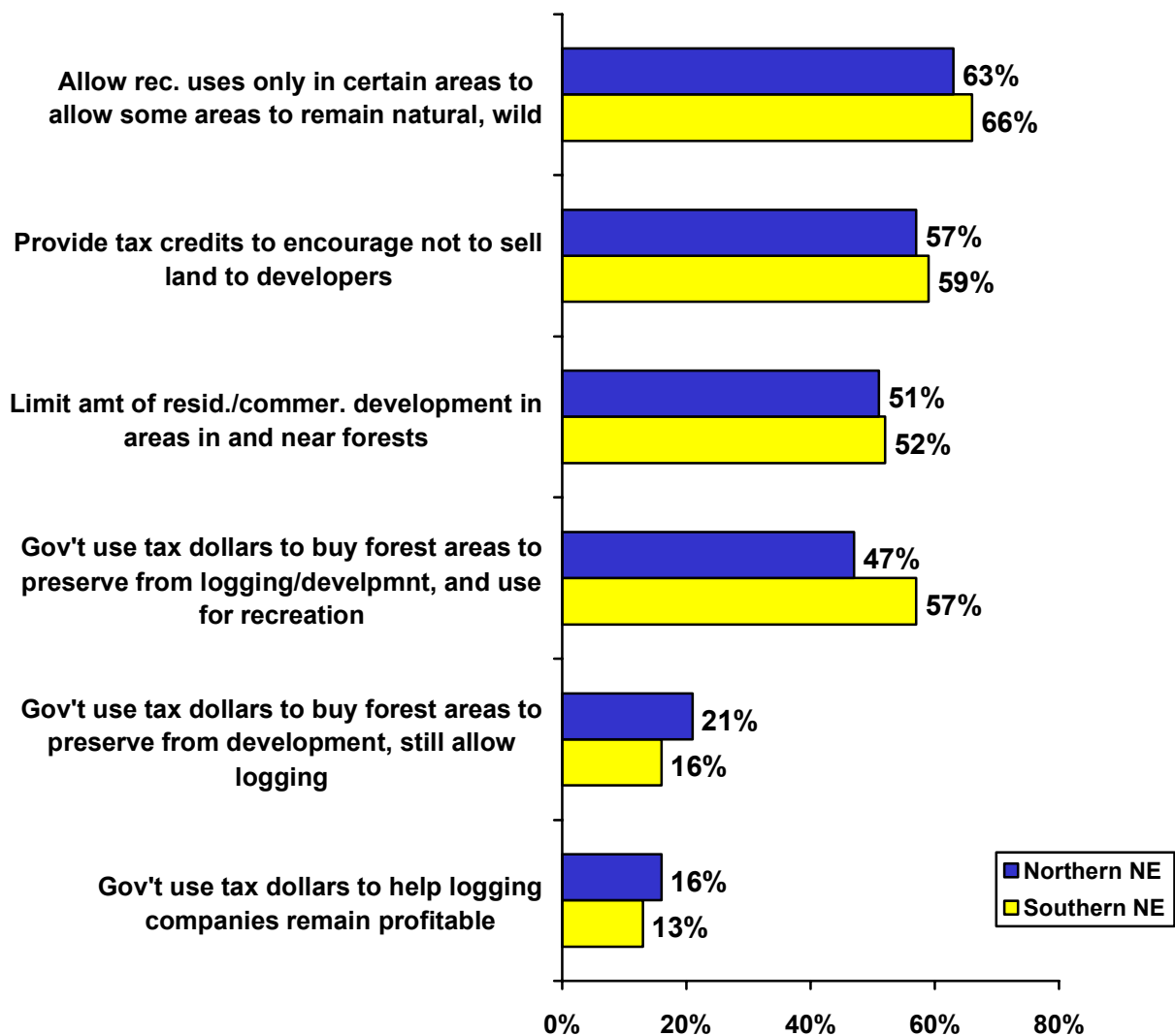
Q27-31. Here are some proposals for what to do with forest land in northern New England. Please tell me if you favor or oppose each one (Strongly or somewhat?).

% saying "strongly favor"	<b>Have gov't use tax dollars to help timber and logging companies remain profitable and continue to log in NE</b>
<b>Total Northern New England</b>	<b>16%</b>
Male	17%
Female	14%
Own	17%
Rent	14%
Democrat	17%
Republican	20%
Independent	13%
Liberal	11%
Moderate	23%
Conservative	16%
Own <40 acres	16%
Own >40 acres	22%
Large city/suburb	20%
Town	12%
Rural	16%
Maine	18%
New Hampshire	14%
Vermont	15%
Southern NE	13%

---

## Policy Proposals

% saying "Strongly favor"



Here are some proposals for what to do with forest land in northern New England. Please tell me if you favor or oppose each one. (Favor/oppose strongly or somewhat?)

Q. Allow recreational uses such as hiking, fishing and snowmobiling only in certain areas in the forest to allow some areas to remain natural and wild.

Q. Provide tax credits to encourage private landowners not to sell their land to developers.

Q. Limit the amount of residential and commercial development in areas in and close by the forests.

Q. Have the government use tax dollars to buy forest areas to preserve them from logging and development and use them for recreation areas.

Q. Have government use tax dollars to buy forest areas to preserve them from development, but still allow logging.

Q. Have government use tax dollars to help timber and logging companies remain profitable and continue to log in New England.

## 2. Support for increases in wilderness areas.

At the end of the survey, respondents were informed about the amount of land designated as wilderness<sup>5</sup> in Maine (1% of designated wilderness), Vermont (1%), and New Hampshire (2%). For each of the three states, northern New Englanders believe the amount of designated wilderness should be increased, and on average residents would like to see about 20% of the land in each of the states designated as wilderness.

Residents of northern New England more supportive than others of increasing wilderness in these states include:

- Residents under 55 years old;
- Upper educated;
- Renters;
- Those who own less than 40 acres;
- Those who visit the forest;
- Those who do not live near the forest;
- Democrats and independents; and
- Liberals.

*State differences:* Maine residents are less likely than residents in New Hampshire and Vermont to want to increase designated wilderness in those states.

*Southern New England:* Among southern New Englanders, those more supportive of increasing areas of designated wilderness are:

- Under 45 years old; and
- Visit the forest.

---

<sup>5</sup> Respondents were read the following definition of "wilderness," "designated wilderness areas are open to recreational uses such as camping, hiking, fishing, and cross-country skiing, but do not allow roads, snowmobiling, logging, and the development of permanent structures. Designated wilderness areas also provide important wildlife habitat."

---

### Increase Wilderness Areas

---

Do you think the amount should be more, less, or kept the same?

Q60. Right now, 1% of land in Vermont is designated wilderness.

Q62. Right now, 2% of land in New Hampshire is designated wilderness

Q64. Right now, 1% of land in Maine is designated wilderness

% saying "more"	Vermont	New Hampshire	Maine
<b>Total Northern New England</b>	<b>61%</b>	<b>58%</b>	<b>65%</b>
18-34	69%	65%	74%
35-44	69%	66%	71%
45-54	62%	59%	68%
55-64	54%	46%	54%
65+	45%	43%	52%
<HS/HS grad	58%	53%	61%
Some college	63%	60%	68%
College grad +	66%	62%	69%
Own	59%	55%	62%
Rent	69%	66%	76%
Yes, visit park/forest	67%	61%	70%
No	43%	44%	48%
Democrat	63%	58%	69%
Republican	51%	49%	55%
Independent	65%	62%	70%
Liberal	73%	72%	77%
Moderate	58%	50%	61%
Conservative	56%	53%	60%
Live near forest	53%	50%	60%
Not near forest	65%	61%	68%
Own <40 acres	62%	58%	64%
Own >40 acres	46%	39%	53%
Maine	57%	51%	64%
New Hampshire	64%	64%	67%
Vermont	65%	61%	65%

---

---

### Views of Southern New England – Increase Wilderness Areas

---

Do you think the amount should be more, less, or kept the same?

Q60. Right now, 1% of land in Vermont is designated wilderness.

Q62. Right now, 2% of land in New Hampshire is designated wilderness

Q64. Right now, 1% of land in Maine is designated wilderness

% saying "more"	Vermont	New Hampshire	Maine
<b>Total Southern New England</b>	<b>66%</b>	<b>62%</b>	<b>68%</b>
<45 years	69%	64%	66%
45 years +	64%	60%	69%
Yes, visit park/forest	72%	67%	73%
No	49%	47%	54%

---

---

**3. Ownership and management of the forests: Northern New Englanders can correctly identify who owns most of the forest land, but no consensus on who would make the best owner or manager of the forest.**

A majority of northern New Englanders (57%) correctly identify private individuals and logging companies as the main owners of the forests in northern New England. Two in ten (20%) believe most of the forest land is owned by the government and one in ten (12%) believes it is owned evenly by private landowners or by the government.

Residents of northern New England more knowledgeable about ownership than others include:

- Men;
- Homeowners, especially those who own 40 acres or more;
- Residents of towns and rural areas; and
- Those who live near the forests.

*State differences:* We find a great deal of variation on knowledge of ownership. Mainers are the most knowledgeable (72% say mostly privately owned), while residents in New Hampshire and Vermont are slightly less aware (46% in both states believe mostly privately owned).

*Southern New England:* Residents of southern New England are much less likely to be informed about the ownership of the forest land (21% cannot offer an answer, 35% say mostly public land, 37% mostly private).



---

### Ownership of the Forests

---

Q11. Do you think the forests in northern New England are mostly public land owned by the government, or are mostly owned privately by individuals and logging companies?

	Most public land owned by gov't	Most privately owned	Both equally (Vol.)	DK/ Refuse
<b>Total Northern New England</b>	<b>20%</b>	<b>57</b>	<b>12</b>	<b>11</b>
Male	17%	64	11	8
Female	23%	50	13	14
Live near forest	13%	64	14	9
Not near forest	23%	54	11	12
Own	18%	61	11	10
Rent	25%	46	13	16
Own <40 acres	19%	61	11	10
Own >40 acres	10%	46	13	16
Large city/suburb	26%	51	12	12
Town	20%	57	13	13
Rural	16%	60	10	10
Maine	8%	72	10	10
New Hampshire	30%	46	12	11
Vermont	24%	46	15	15
Southern NE	35%	37	6	21

---

When asked who would be the best *owners* of the land, we find non-profits are more likely viewed as better managers than owners of the forests, while the opposite is true for private landowners. A plurality of northern New Englanders selects individual private landowners (39%), followed by non-profit conservation organizations (29%), and state government (27%). On the issue of who would make the best *manager* of the forest, we find northern New Englanders first select non-profits (40%), followed by state government (26%) and then individual private landowners (25%).

Overall, the federal government and timber companies are rejected as either owners or managers of the land.

Northern New Englanders more likely than others to want to see private landowners *own* the land include:

- Men;
- Rural residents;
- Those who own 40 acres or more;
- Those who live near the forest;
- Those who visit the forest;
- Republicans; and
- Moderates and conservatives.

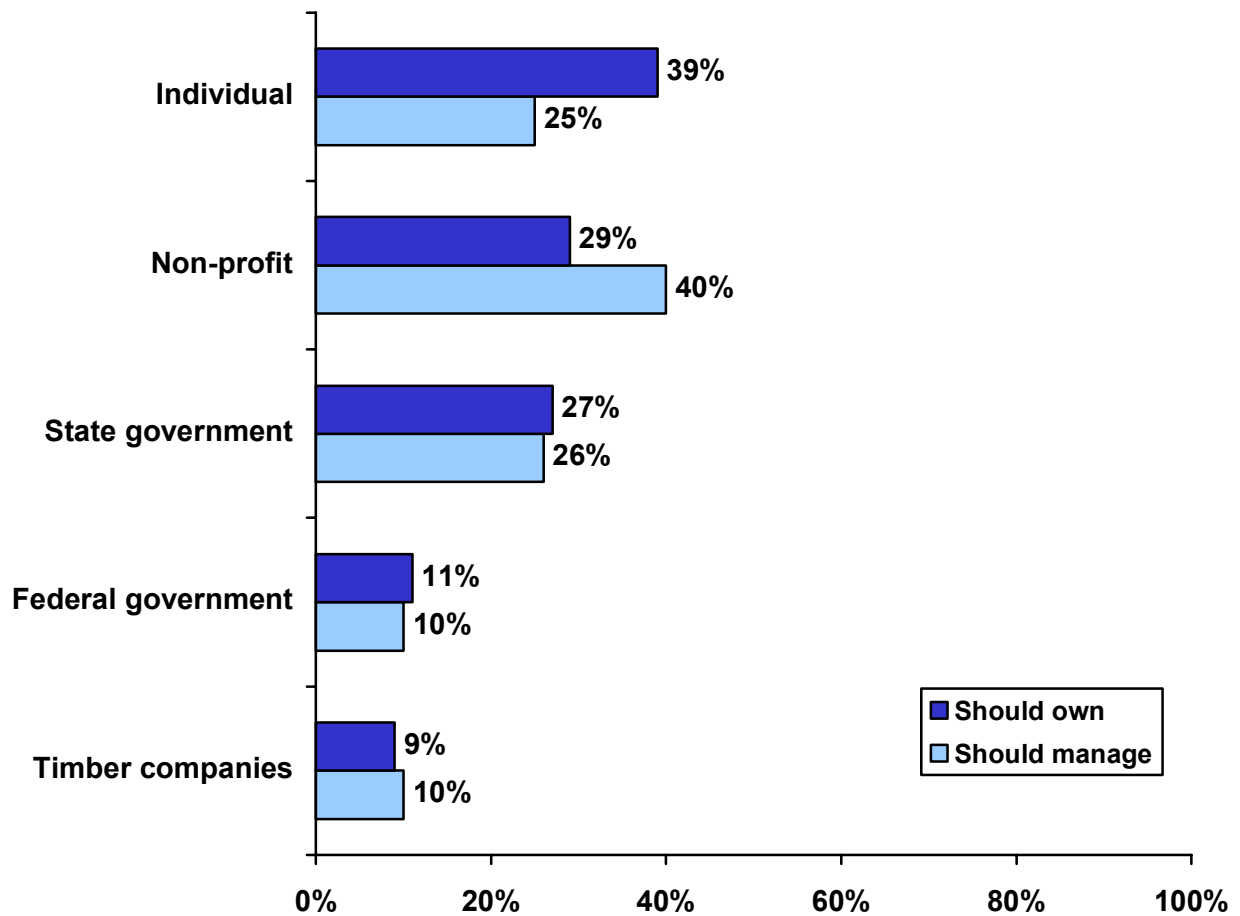
Northern New Englanders more likely than others to want to see non-profit conservation organizations *manage* the land include:

- Women;
- Upper educated;
- Those who visit the forest
- Democrats; and
- Moderates and conservatives.

Other groups are more likely to select non-profits and private landowners as the best managers of the land.

### Who Should Own/Manage Forests?

% Northern New England



Q32. Who do you think should own most of the forest land in northern New England: federal government, state government, individual private landowners, non-profit conservation organization, or timber companies?

Q33. Who do you think would best manage most of the forest land in northern New England: federal government, state government, individual private landowners, non-profit conservation organization, or timber companies?

***State differences:*** Within northern New England, we find a great deal of variation on these questions. First, Mainers and residents who live near the forests would most like to see individual private landowners *own* the land, but are more mixed on the best *manager* –private landowner and non-profits. Vermont residents, similarly, would like to see private landowners (43%) own the land but are more likely to select as the best managers the non-profit organizations (39%). Finally, we have the New Hampshire residents who are mixed on ownership (33% private individual, 31% non-profit, 27% state), but select non-profits as the best managers (47%).

***Southern New England:*** Residents of southern New England select non-profits as the best owners (37%) and best managers (48%).

## Who Should Own the Forests?

Q32. Who do you think *should own* most of the forest land in northern New England: federal government, state government, individual private landowners, non-profit conservation organizations, or timber companies?

	Federal gov't	State gov't	Individual private landowners	Non-profit cons. orgs.	Timber Companies	DK/ Refuse
<b>Total Northern New England</b>	<b>11%</b>	<b>27</b>	<b>39</b>	<b>29</b>	<b>9</b>	<b>9</b>
Male	11%	24	45	23	11	6
Female	11%	29	34	35	7	11
<HS/HS grad	9%	27	42	28	7	6
Some college	8%	28	45	27	12	11
College grad +	14%	27	33	32	9	10
Yes, visit park/forest	12%	28	41	31	9	7
No	8%	23	33	24	8	14
Democrat	13%	33	30	31	4	10
Republican	7%	23	51	20	14	10
Independent	12%	28	36	34	9	7
Liberal	15%	29	33	39	4	5
Moderate	11%	31	40	25	10	11
Conservative	9%	23	43	25	13	9
Live near forest	10%	22	51	24	11	7
Not near forest	12%	28	34	31	8	10
Own <40 acres	10%	27	38	30	10	10
Own >40 acres	18%	22	49	18	15	9
Large city/suburb	12%	30	34	31	7	9
Town	10%	28	36	30	5	9
Rural	11%	25	46	28	13	8
Maine	7%	25	42	29	13	9
New Hampshire	16%	27	33	31	6	9
Vermont	12%	29	43	27	6	9
Southern NE	14%	26	24	37	4	9

### Who Should Manage the Forests?

Q33. Who do you think *would best manage* most of the forest land in northern New England: federal government, state government, individual private landowners, non-profit conservation organizations, or timber companies?

	Federal gov't	State gov't	Individual private landowners	Non-profit cons. orgs.	Timber Companies	DK/ Refuse
<b>Total Northern New England</b>	<b>10%</b>	<b>26</b>	<b>25</b>	<b>40</b>	<b>10</b>	<b>8</b>
Male	11%	27	26	31	13	7
Female	9%	25	23	47	7	8
<HS/HS grad	9%	23	31	35	8	8
Some college	10%	32	24	35	12	8
College grad +	11%	25	20	47	10	7
Yes, visit park/forest	10%	27	25	40	10	7
No	12%	21	23	36	8	12
Democrat	11%	28	22	43	5	8
Republican	6%	19	30	32	14	7
Independent	11%	28	23	40	11	7
Liberal	10%	27	22	49	4	5
Moderate	12%	30	22	36	11	9
Conservative	8%	22	30	34	14	8
Live near forest	10%	22	31	30	10	11
Not near forest	10%	27	22	43	10	7
Own <40 acres	9%	27	24	40	11	8
Own >40 acres	14%	17	40	31	11	8
Large city/suburb	11%	29	19	39	8	9
Town	10%	25	24	43	7	9
Rural	9%	25	29	37	13	7
Maine	9%	25	30	33	14	9
New Hampshire	12%	26	18	47	7	8
Vermont	10%	27	27	39	8	7
Southern NE	12%	23	13	48	5	8

#### 4. Wolf reintroduction linked to the balance of nature.

The survey examined basic attitudes toward the reintroduction of the wolf to the forests of northern New England. We find that a majority of residents in both northern and southern New England correctly identifies the main cause of extinction of the wolf from the area as the hunting and killing of wolves (55% in both areas). About three in ten attribute the extinction to natural changes in the environment.

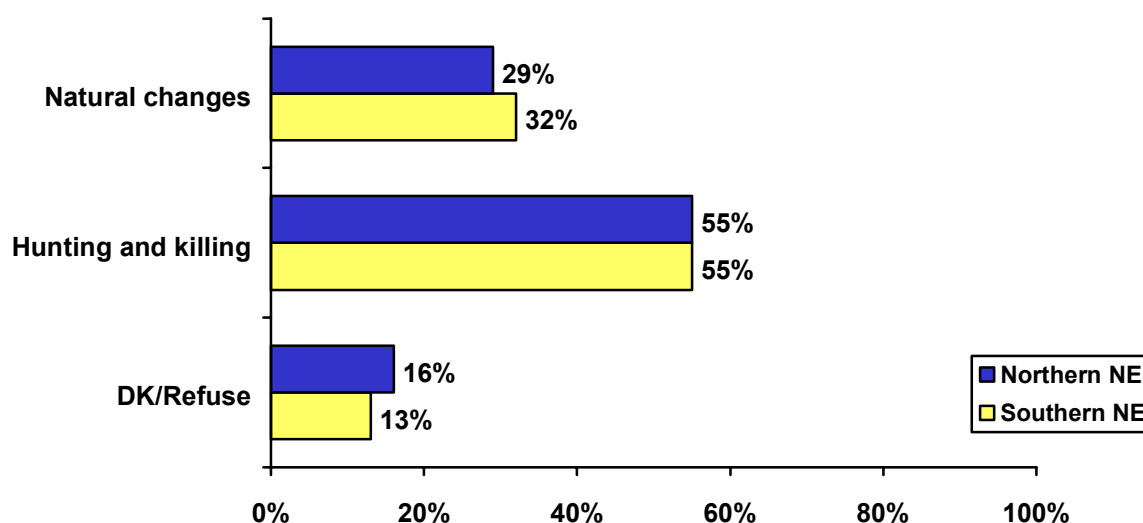
When asked about bringing the wolf back to New England, six in ten northern New England residents (63%) believe it is important to reintroduce the wolf for the balance of nature in the area. Three in ten (30%) “strongly” take this position and only a quarter (27%) believes bringing back the wolf would be too dangerous for humans.

Those more likely than others to agree with the reintroduction of wolves include:

- Younger residents, especially those under 35;
- Renters;
- Those who own less than 40 acres;
- Those who visit the forest; and
- Democrats and independents.

*Southern New England:* Residents of southern New England hold similar opinions to northern New Englanders.

**Causes of Wolf Extinction**



Q35. On a slightly different topic, from what you know which of the following is the main cause of the wolf becoming extinct in New England: 1) natural changes in the forest areas over time, or 2) hunting and killing of wolves by humans?

## Wolf Reintroduction

Q36. Some people have been talking about bringing back the wolf to New England. Here are two opinions on this. Please tell me which one you agree with more: A) those who say it its too dangerous for humans to bring back the wolf, or B) those who say it is important for the balance of nature in the area to restore the wolf which is a natural predator. (Do you feel this way strongly or somewhat?)

	<b>Too Dangerous</b>	<b>Balance of nature</b>	<b>Strngly too dang.</b>	<b>Smewht too dang.</b>	<b>Smewht balance of nature</b>	<b>Strngly balance of nature</b>	<b>DK/ Refuse</b>
<b>Total</b>	<b>27%</b>	<b>63%</b>	<b>17%</b>	<b>10</b>	<b>33</b>	<b>30</b>	<b>10</b>
18-34	21%	72%	12%	9	39	33	8
35-44	27%	62%	17%	10	33	29	11
45-54	29%	60%	18%	11	30	30	10
55-64	28%	65%	19%	9	27	38	6
65+	36%	33%	23%	13	31	20	13
Own	30%	60%	20%	10	32	28	10
Rent	20%	72%	10%	10	35	37	9
Yes, visit park/forest	26%	65%	16%	10	33	32	9
No	36%	51%	24%	12	31	20	13
Democrat	25%	64%	14%	11	34	30	12
Republican	40%	52%	26%	14	33	19	9
Independent	23%	69%	14%	9	34	35	8
Liberal	23%	69%	14%	9	37	32	9
Moderate	28%	62%	15%	13	36	26	10
Conservative	31%	61%	22%	9	29	32	8
Live near forest	34%	60%	22%	12	35	25	7
Not near forest	25%	64%	15%	10	32	32	11
Own <40 acres	28%	62%	19%	9	32	30	10
Own >40 acres	39%	52%	24%	15	33	19	10
Maine	28%	62%	19%	9	32	30	10
New Hampshire	25%	65%	15%	10	34	31	11
Vermont	30%	61%	17%	13	32	29	8
Southern NE	27%	62%	15%	12	29	33	9



**Appendix:  
Questionnaire with  
response totals**

**Survey of New England Residents on  
Attitudes Toward Forest Protection**

Conducted July 10 through July 28 , 2002.

**Interviewing:** N = 1257 total adults 18 years old and older:  
N = 902 adults in Northern New England: N = 300 in Maine,  
N = 301 in New Hampshire, N = 301 in Vermont; and  
N = 355 in Southern New England (MA, CT, RI).

**Margin of sampling error:** ± 3.3 percentage points for Northern New England;  
± 5.7 for Maine, New Hampshire, and Vermont; and ± 5.2 for Southern New England.

**Weighting:** Northern New England, Maine, New Hampshire, and Vermont data  
have been weighted by region and gender.

Southern New England data have not been weighted.

Percents may add to 99% or 101% due to rounding.

\* indicates less than 1% , -- indicates zero.

Hello, my name is \_\_\_ and I am an interviewer with Belden Opinion Research. We are conducting a public opinion survey and your telephone number was selected at random. We are not selling anything. May I please speak to the person 18 years old or older in your household who had a birthday most recently? **(IF NECESSARY ARRANGE FOR A CALL BACK AND RECORD DATE AND TIME. REPEAT INTRO AS NECESSARY)**

**Q1. Protecting the health and quality of the forests in New England:** Compared to dealing with other issues you are concerned about, how important to you personally is each of the following: very important, somewhat important, not very important, or not at all important:

	Northern NE	Maine	New Hampshire	Vermont	Southern NE
Very important	74%	74%	72%	77%	68%
Somewhat important	23	23	24	21	27
Not very important	1	1	2	--	2
Not at all important	1	1	2	2	1
Don't know	*	1	--	1	1
Refuse	--	--	--	--	*

**Q2. Creating and keeping jobs in New England:** Compared to dealing with other issues you are concerned about, how important to you personally is each of the following: very important, somewhat important, not very important, or not at all important:

	Northern NE	Maine	New Hampshire	Vermont	Southern NE
Very important	84%	86%	82%	83%	78%
Somewhat important	13	12	16	12	16
Not very important	1	1	1	2	3
Not at all important	1	1	*	1	1
Don't know	*	*	--	2	1
Refuse	--	--	--	--	--

**Q3. Protecting private property rights in New England:** Compared to dealing with other issues you are concerned about, how important to you personally is each of the following: very important, somewhat important, not very important, or not at all important:

	Northern NE	Maine	New Hampshire	Vermont	Southern NE
Very important	71%	71%	73%	66%	71%
Somewhat important	21	22	18	24	21
Not very important	6	4	7	6	5
Not at all important	1	1	1	2	1
Don't know	1	1	--	1	3
Refuse	*	--	*	--	--

Now, I am going to ask you some questions about the forests in Maine, Vermont, New Hampshire, and western Massachusetts. For the rest of this survey, we will refer to these areas as the forests of northern New England – this area covers 26 million acres of forest.

**Q4.** Thinking about the forests of northern New England, would you rate their health generally as excellent, good, ok, poor, very poor, or don't you have an opinion on this?

	Northern NE	Maine	New Hampshire	Vermont	Southern NE
Excellent	11%	10%	13%	10%	10%
Good	48	47	50	46	37
OK	18	18	17	20	17
Poor	3	4	2	4	3
Very poor	1	1	1	1	2
Don't know	19	19	17	20	30
Refuse	*	--	*	--	*

**Q5. An important economic resource:** People use different terms and phrases to describe how they feel about the forests. Please tell me if each of the following words or phrases describes the forests in northern New England for you personally very well, somewhat, not very well, or not at all? The forests are:

	Northern NE	Maine	New Hampshire	Vermont	Southern NE
Very well	72%	78%	68%	66%	56%
Somewhat	21	17	24	24	30
Not very well	3	2	4	3	6
Not at all	2	1	3	3	3
Don't know	2	2	1	3	5
Refuse	*	*	--	*	--

**Q6. Relaxing:** People use different terms and phrases to describe how they feel about the forests. Please tell me if each of the following words or phrases describes the forests in northern New England for you personally very well, somewhat, not very well, or not at all? The forests are:

	Northern NE	Maine	New Hampshire	Vermont	Southern NE
Very well	81%	81%	79%	83%	72%
Somewhat	16	17	17	14	23
Not very well	1	1	1	1	1
Not at all	1	1	2	1	3
Don't know	1	1	*	1	2
Refuse	*	--	*	*	--

**Q7. Frightening:** People use different terms and phrases to describe how they feel about the forests. Please tell me if each of the following words or phrases describes the forests in northern New England for you personally very well, somewhat, not very well, or not at all? The forests are:

	Northern NE	Maine	New Hampshire	Vermont	Southern NE
Very well	5%	5%	5%	4%	7%
Somewhat	11	9	12	12	13
Not very well	11	13	10	7	10
Not at all	72	71	71	74	68
Don't know	2	2	2	3	2
Refuse	--	--	--	*	--

**Q8. Vast:** People use different terms and phrases to describe how they feel about the forests. Please tell me if each of the following words or phrases describes the forests in northern New England for you personally very well, somewhat, not very well, or not at all? The forests are:

	Northern NE	Maine	New Hampshire	Vermont	Southern NE
Very well	45%	50%	43%	40%	39%
Somewhat	37	33	41	40	41
Not very well	7	6	6	8	8
Not at all	5	4	6	7	4
Don't know	5	6	4	5	8
Refuse	*	--	*	--	--

**Q9. Vulnerable:** People use different terms and phrases to describe how they feel about the forests. Please tell me if each of the following words or phrases describes the forests in northern New England for you personally very well, somewhat, not very well, or not at all? The forests are:

	Northern NE	Maine	New Hampshire	Vermont	Southern NE
Very well	55%	56%	53%	55%	52%
Somewhat	31	33	29	32	34
Not very well	4	4	6	3	3
Not at all	6	4	7	6	6
Don't know	3	3	4	4	4
Refuse	*	--	*	--	--

**Q10. Quiet and calming:** People use different terms and phrases to describe how they feel about the forests. Please tell me if each of the following words or phrases describes the forests in northern New England for you personally very well, somewhat, not very well, or not at all? The forests are:

	Northern NE	Maine	New Hampshire	Vermont	Southern NE
Very well	78%	79%	77%	76%	77%
Somewhat	19	17	20	21	18
Not very well	1	1	1	*	1
Not at all	1	1	1	1	1
Don't know	2	2	1	2	2
Refuse	*	--	*	*	--

**Q11.** Do you think the forests in northern New England are mostly public land owned by the government, or are mostly owned privately by individuals and logging companies?

	Northern NE	Maine	New Hampshire	Vermont	Southern NE
Most owned by gov't	20%	8%	30%	24%	35%
Most privately owned	57	72	46	46	37
Both equally (vol.)	12	10	12	15	6
Don't know	11	10	11	15	21
Refuse	*	--	*	--	*

**Q12. What I do in my life doesn't impact the health of the forests much at all:** Now please tell me if you agree or disagree with each of the following statements about the forests of northern New England? Do you agree strongly or somewhat?

	Northern NE	Maine	New Hampshire	Vermont	Southern NE
Strongly agree	18%	18%	18%	17%	21%
Somewhat agree	16	15	16	16	18
Somewhat disagree	23	26	21	21	24
Strongly disagree	42	39	44	44	34
Don't know	1	2	1	2	3
Refuse	--	--	--	--	--

**Q13. There is so much forested area in New England that it is unlikely that we could do lasting damage to these forests in our lifetimes:** Now please tell me if you agree or disagree with each of the following statements about the forests of northern New England? Do you agree strongly or somewhat?

	Northern NE	Maine	New Hampshire	Vermont	Southern NE
Strongly agree	12%	11%	13%	10%	11%
Somewhat agree	8	8	7	10	10
Somewhat disagree	18	19	18	17	12
Strongly disagree	61	61	62	61	65
Don't know	1	1	*	3	1
Refuse	--	--	--	--	--

**Q14. Forests will not stay healthy on their own without some intervention by humans:** Now please tell me if you agree or disagree with each of the following statements about the forests of northern New England? Do you agree strongly or somewhat?

	Northern NE	Maine	New Hampshire	Vermont	Southern NE
Strongly agree	46%	48%	45%	44%	44%
Somewhat agree	24	24	22	26	23
Somewhat disagree	16	17	15	14	16
Strongly disagree	12	8	15	13	14
Don't know	3	3	2	3	3
Refuse	--	--	--	--	--

**Q15. Canoeing:** How important to you personally is making sure each of the following is allowed in some areas of the forests of northern New England: very important, somewhat, not very, or not at all important:

	Northern NE	Maine	New Hampshire	Vermont	Southern NE
Very important	54%	58%	50%	54%	39%
Somewhat	35	34	38	33	45
Not very important	5	3	7	4	5
Not at all important	6	5	5	9	10
Don't know	*	1	--	1	1
Refuse	--	--	--	--	--

Q16. **Hiking:** How important to you personally is making sure each of the following is allowed in some areas of the forests of northern New England: very important, somewhat, not very, or not at all important:

	Northern NE	Maine	New Hampshire	Vermont	Southern NE
Very important	64%	62%	64%	68%	60%
Somewhat	29	31	30	25	30
Not very important	3	4	4	2	5
Not at all important	3	3	2	5	6
Don't know	*	1	--	*	*
Refuse	--	--	--	--	--

Q17. **Fishing:** How important to you personally is making sure each of the following is allowed in some areas of the forests of northern New England: very important, somewhat, not very, or not at all important:

	Northern NE	Maine	New Hampshire	Vermont	Southern NE
Very important	59%	59%	58%	59%	45%
Somewhat	31	31	31	32	40
Not very important	5	4	7	4	5
Not at all important	5	5	4	5	8
Don't know	1	1	*	*	1
Refuse	--	--	--	--	--

Q18. **Hunting and trapping:** How important to you personally is making sure each of the following is allowed in some areas of the forests of northern New England: very important, somewhat, not very, or not at all important:

	Northern NE	Maine	New Hampshire	Vermont	Southern NE
Very important	38%	40%	34%	41%	20%
Somewhat	35	35	33	40	31
Not very important	13	12	17	8	17
Not at all important	13	11	15	10	30
Don't know	2	2	2	1	2
Refuse	--	--	--	--	--

**Q19. Snowmobiling:** How important to you personally is making sure each of the following is allowed in some areas of the forests of northern New England: very important, somewhat, not very, or not at all important:

	Northern NE	Maine	New Hampshire	Vermont	Southern NE
Very important	23%	23%	21%	28%	13%
Somewhat	38	44	34	31	31
Not very important	18	14	24	17	19
Not at all important	21	19	21	23	36
Don't know	*	*	--	1	1
Refuse	--	--	--	--	--

**Q20. Cross country skiing:** How important to you personally is making sure each of the following is allowed in some areas of the forests of northern New England: very important, somewhat, not very, or not at all important:

	Northern NE	Maine	New Hampshire	Vermont	Southern NE
Very important	43%	43%	41%	47%	26%
Somewhat	41	41	44	35	49
Not very important	9	10	8	7	9
Not at all important	7	6	6	10	15
Don't know	1	1	*	2	1
Refuse	--	--	--	--	--

**Q21. Downhill skiing:** How important to you personally is making sure each of the following is allowed in some areas of the forests of northern New England: very important, somewhat, not very, or not at all important:

	Northern NE	Maine	New Hampshire	Vermont	Southern NE
Very important	33%	32%	34%	32%	24%
Somewhat	41	41	40	43	42
Not very important	14	13	15	13	13
Not at all important	12	13	11	10	20
Don't know	1	1	1	1	1
Refuse	--	--	--	--	--



**Q22. Construction of new homes:** How important to you personally is making sure each of the following is allowed in some areas of the forests of northern New England: very important, somewhat, not very, or not at all important:

	Northern NE	Maine	New Hampshire	Vermont	Southern NE
Very important	15%	16%	13%	15%	13%
Somewhat	34	36	33	34	28
Not very important	25	23	26	26	23
Not at all important	24	24	25	23	35
Don't know	2	1	4	1	1
Refuse	--	--	--	--	--

**Q23. Construction of vacation homes:** How important to you personally is making sure each of the following is allowed in some areas of the forests of northern New England: very important, somewhat, not very, or not at all important:

	Northern NE	Maine	New Hampshire	Vermont	Southern NE
Very important	10%	11%	8%	12%	9%
Somewhat	29	33	28	25	28
Not very important	30	26	35	28	27
Not at all important	29	28	28	33	34
Don't know	2	3	1	2	2
Refuse	--	--	--	--	--

**Q24. Logging:** How important to you personally is making sure each of the following is allowed in some areas of the forests of northern New England: very important, somewhat, not very, or not at all important:

	Northern NE	Maine	New Hampshire	Vermont	Southern NE
Very important	30%	36%	26%	26%	17%
Somewhat	45	42	48	47	42
Not very important	13	11	14	13	15
Not at all important	10	9	11	12	22
Don't know	2	2	1	2	3
Refuse	*	1	--	--	--

**Q25. Ensuring that there are areas where people can go for recreation where there are no motorized vehicles or logging:** How important to you personally is making sure each of the following is allowed in some areas of the forests of northern New England: very important, somewhat, not very, or not at all important:

	Northern NE	Maine	New Hampshire	Vermont	Southern NE
Very important	69%	65%	72%	70%	74%
Somewhat	24	27	22	23	20
Not very important	4	4	4	3	2
Not at all important	3	4	2	2	4
Don't know	1	*	*	2	*
Refuse	--	--	--	--	--

**Q26. Have government use tax dollars to help timber and logging companies remain profitable and continue to log in New England:** Here are some proposals for what to do with forest land in northern New England. Please tell me if you favor or oppose each one (Do you favor or oppose strongly or somewhat?)

	Northern NE	Maine	New Hampshire	Vermont	Southern NE
Strongly favor	16%	18%	14%	15%	13%
Somewhat favor	27	26	26	28	22
Somewhat oppose	25	27	24	22	20
Strongly oppose	27	23	31	29	39
Don't know	5	5	5	7	5
Refuse	*	*	*	--	--

**Q27. Have government use tax dollars to buy forest areas to preserve them from logging and development and use them for recreation areas:** Here are some proposals for what to do with forest land in northern New England. Please tell me if you favor or oppose each one (Do you favor or oppose strongly or somewhat?)

	Northern NE	Maine	New Hampshire	Vermont	Southern NE
Strongly favor	47%	45%	47%	51%	57%
Somewhat favor	28	27	32	23	25
Somewhat oppose	10	11	9	13	6
Strongly oppose	12	15	11	10	7
Don't know	2	2	1	4	5
Refuse	*	*	--	--	--

**Q28. Have government use tax dollars to buy forest areas to preserve them from development, but still allow logging:** Here are some proposals for what to do with forest land in northern New England. Please tell me if you favor or oppose each one (Do you favor or oppose strongly or somewhat?)

	Northern NE	Maine	New Hampshire	Vermont	Southern NE
Strongly favor	21%	19%	23%	19%	16%
Somewhat favor	38	33	41	44	32
Somewhat oppose	17	19	16	15	19
Strongly oppose	18	20	18	16	25
Don't know	4	6	2	5	5
Refuse	*	*	*	--	--

**Q29. Provide tax credits to encourage private landowners to not sell their land to developers:** Here are some proposals for what to do with forest land in northern New England. Please tell me if you favor or oppose each one (Do you favor or oppose strongly or somewhat?)

	Northern NE	Maine	New Hampshire	Vermont	Southern NE
Strongly favor	57%	57%	54%	62%	59%
Somewhat favor	26	29	27	20	21
Somewhat oppose	7	6	7	8	7
Strongly oppose	7	6	8	9	10
Don't know	3	2	4	2	3
Refuse	--	--	--	--	--

**Q30. Allow recreational uses such as hiking, fishing, and snowmobiling only in certain areas in the forest to allow some areas to remain natural and wild:** Here are some proposals for what to do with forest land in northern New England. Please tell me if you favor or oppose each one (Do you favor or oppose strongly or somewhat?)

	Northern NE	Maine	New Hampshire	Vermont	Southern NE
Strongly favor	63%	63%	63%	64%	66%
Somewhat favor	23	21	26	23	22
Somewhat oppose	5	6	4	7	5
Strongly oppose	7	9	6	4	5
Don't know	2	1	2	2	1
Refuse	*	--	--	*	--

**Q31. Limit the amount of residential and commercial development in areas in and close by the forests:**

Here are some proposals for what to do with forest land in northern New England. Please tell me if you favor or oppose each one (Do you favor or oppose strongly or somewhat?)

	Northern NE	Maine	New Hampshire	Vermont	Southern NE
Strongly favor	51%	45%	54%	54%	52%
Somewhat favor	27	30	24	25	27
Somewhat oppose	10	13	8	10	8
Strongly oppose	9	8	10	9	11
Don't know	3	3	4	2	2
Refuse	--	--	--	--	--

**Q32. Who do you think **should own** most of the forest land in northern New England: federal government, state government, individual private landowners, non-profit conservation organizations, or timber companies? MULTIPLE RESPONSE**

	Northern NE	Maine	New Hampshire	Vermont	Southern NE
Individual private landowners	39%	42%	33%	43%	24%
Non-profit orgs.	29	29	31	27	37
State government	27	25	27	29	26
Federal government	11	7	16	12	14
Timber companies	9	13	6	6	4
Don't know	9	9	9	8	9
Refuse	*	--	*	1	*

**Q33. Who do you think **would best manage** most of the forest land in northern New England: federal government, state government, individual private landowners, non-profit conservation organizations, or timber companies? MULTIPLE RESPONSE**

	Northern NE	Maine	New Hampshire	Vermont	Southern NE
Individual private landowners	25%	30%	18%	27%	13%
Non-profit orgs.	40	33	47	39	48
State government	26	25	26	27	23
Federal government	10	9	12	10	12
Timber companies	10	14	7	8	5
Don't know	7	8	7	7	7
Refuse	1	1	1	*	1

Q34. Which of the following is a more important reason to you to protect the forests of northern New England: to ensure the health of natural habitats, or to ensure the continued source of timber for the region?

	Northern NE	Maine	New Hampshire	Vermont	Southern NE
Ensure health of natural habitats	65%	59%	70%	71%	77%
Ensure source of timber	12	16	9	10	9
Both (vol.)	20	22	19	17	12
Don't know	2	3	2	2	2
Refuse	*	--	*	*	*

Q35. On a slightly different topic, from what you know which of the following is the main cause of the wolf becoming extinct in New England: 1) natural changes in the forest areas over time, or 2) hunting and killing of wolves by humans?

	Northern NE	Maine	New Hampshire	Vermont	Southern NE
Natural changes	29%	31%	29%	25%	32%
Hunting and killing	55	53	56	59	55
Don't know	15	16	14	16	12
Refuse	1	1	1	*	1

Q36. Some people have been talking about bringing back the wolf to New England. Here are two opinions on this. Please tell me which one you agree with more: A) those who say it is too dangerous for humans to bring back the wolf, or B) those who say it is important for the balance of nature in area to restore the wolf which is a natural predator. (Do you feel this way strongly or somewhat?)

	Northern NE	Maine	New Hampshire	Vermont	Southern NE
Strngly too dangerous	17%	19%	15%	17%	15%
Smwht too dangerous	10	9	10	13	12
Smwht balance of nature	33	32	34	32	29
Strngly balance of nature	30	30	31	29	33
Don't know	9	9	10	6	9
Refuse	1	1	1	2	*

**Q37. If we increase the protection of the forests in northern New England, we will restrict the economic growth of the area:** Please tell me if you agree or disagree with each of the following statements (Is that strongly or somewhat?)

	Northern NE	Maine	New Hampshire	Vermont	Southern NE
Strongly agree	19%	21%	16%	19%	18%
Somewhat agree	27	25	29	26	22
Somewhat disagree	26	27	25	27	27
Strongly disagree	23	21	25	22	27
Don't know	5	5	4	6	6
Refuse	*	*	1	--	*

**Q38. Local people know what's best for their communities. They do not need outsiders buying up their land or telling them how to use it:** Please tell me if you agree or disagree with each of the following statements (Is that strongly or somewhat?)

	Northern NE	Maine	New Hampshire	Vermont	Southern NE
Strongly agree	45%	48%	40%	47%	37%
Somewhat agree	24	24	24	25	23
Somewhat disagree	20	16	27	16	20
Strongly disagree	9	10	8	10	15
Don't know	2	2	1	2	3
Refuse	--	--	--	--	--

**Q39. Increasing protection of forests in northern New England will threaten private property rights in the area:** Please tell me if you agree or disagree with each of the following statements (Is that strongly or somewhat?)

	Northern NE	Maine	New Hampshire	Vermont	Southern NE
Strongly agree	17%	19%	15%	19%	17%
Somewhat agree	29	29	28	31	28
Somewhat disagree	27	26	30	23	26
Strongly disagree	22	20	23	21	21
Don't know	5	5	4	7	7
Refuse	*	1	*	--	--

**Q40. Timber companies are taking good care of the forests. Our forests would be in worse shape if they were owned by the federal government:** Please tell me if you agree or disagree with each of the following statements (Is that strongly or somewhat?)

	Northern NE	Maine	New Hampshire	Vermont	Southern NE
Strongly agree	22%	27%	18%	21%	18%
Somewhat agree	22	24	21	20	16
Somewhat disagree	25	23	28	25	25
Strongly disagree	19	16	20	20	25
Don't know	12	10	13	14	16
Refuse	*	*	1	*	--

**Q41. If forestland is bought by the federal government, then we will lose access for traditional uses such as hunting, and fishing:** Please tell me if you agree or disagree with each of the following statements (Is that strongly or somewhat?)

	Northern NE	Maine	New Hampshire	Vermont	Southern NE
Strongly agree	25%	26%	24%	25%	19%
Somewhat agree	19	20	20	16	21
Somewhat disagree	27	30	26	26	28
Strongly disagree	23	18	25	27	22
Don't know	6	6	6	7	10
Refuse	--	--	--	--	--

**Q42. Elite environmentalists are behind the effort to purchase large forests in New England, so they can use this land as playgrounds for hiking and mountain biking but not allow hunting and fishing:** Please tell me if you agree or disagree with each of the following statements (Is that strongly or somewhat?)

	Northern NE	Maine	New Hampshire	Vermont	Southern NE
Strongly agree	17%	17%	17%	18%	21%
Somewhat agree	22	20	22	23	26
Somewhat disagree	24	25	23	22	19
Strongly disagree	28	30	26	29	21
Don't know	9	7	10	9	12
Refuse	*	--	1	--	--

**Q43. Turning more of New England's forests into conservation areas and parks means that the land will come off the tax rolls and it will hurt the economy in the region:** Please tell me if you agree or disagree with each of the following statements (Is that strongly or somewhat?)

	Northern NE	Maine	New Hampshire	Vermont	Southern NE
Strongly agree	17%	21%	14%	17%	12%
Somewhat agree	24	24	25	24	21
Somewhat disagree	28	25	29	32	31
Strongly disagree	22	21	25	19	25
Don't know	8	9	7	8	11
Refuse	*	--	*	--	--

**Q44. Our forests are not at risk. We have more trees in our forests today than we did 100 years ago and they are healthy:** Please tell me if you agree or disagree with each of the following statements (Is that strongly or somewhat?)

	Northern NE	Maine	New Hampshire	Vermont	Southern NE
Strongly agree	16%	12%	18%	19%	11%
Somewhat agree	15	16	14	15	10
Somewhat disagree	23	23	23	25	24
Strongly disagree	38	41	37	34	45
Don't know	7	8	7	7	10
Refuse	*	1	*	--	--

**Q45. Increasing protections for forests will result in too many government restrictions on individuals and local communities:** Please tell me if you agree or disagree with each of the following statements (Is that strongly or somewhat?)

	Northern NE	Maine	New Hampshire	Vermont	Southern NE
Strongly agree	26%	27%	25%	25%	21%
Somewhat agree	33	36	30	31	26
Somewhat disagree	23	19	25	26	29
Strongly disagree	13	12	14	14	17
Don't know	6	6	6	4	7
Refuse	*	*	*	--	*

**Q46. If logging in the forest is restricted or stopped, it will result in more forest fires and tree diseases:** Please tell me if you agree or disagree with each of the following statements (Is that strongly or somewhat?)

	Northern NE	Maine	New Hampshire	Vermont	Southern NE
Strongly agree	24%	27%	22%	21%	21%
Somewhat agree	25	21	28	26	17
Somewhat disagree	23	25	22	25	26
Strongly disagree	19	19	19	21	25
Don't know	8	8	9	8	10
Refuse	*	--	1	--	--



**Q47. We have a personal responsibility to leave the forests in good shape for future generations:** Please think of a 1 to 10 scale, where 1 means something is not at all a reason to you personally, and 10 means it is an extremely important reason to you personally to care about protecting the forests of northern New England: Here's the first one: How important is this to you personally as a reason to care about protecting the forests?

% saying 10 "extremely important"	Northern NE	Maine	New Hampshire	Vermont	Southern NE
	75%	75%	75%	76%	68%

**Q48. The forests of northern New England are a key part of the region's economic vitality:** Please think of a 1 to 10 scale, where 1 means something is not at all a reason to you personally, and 10 means it is an extremely important reason to you personally to care about protecting the forests of northern New England: Here's the first one: How important is this to you personally as a reason to care about protecting the forests? (% saying "extremely important")

% saying 10 "extremely important"	Northern NE	Maine	New Hampshire	Vermont	Southern NE
	37%	35%	38%	37%	28%

**Q49. The forests of northern New England are important places of natural beauty:** Please think of a 1 to 10 scale, where 1 means something is not at all a reason to you personally, and 10 means it is an extremely important reason to you personally to care about protecting the forests of northern New England: Here's the first one: How important is this to you personally as a reason to care about protecting the forests? (% saying "extremely important")

% saying 10 "extremely important"	Northern NE	Maine	New Hampshire	Vermont	Southern NE
	69%	70%	66%	72%	65%

**Q50. The forests are necessary to maintain the balance of nature in this region:** Please think of a 1 to 10 scale, where 1 means something is not at all a reason to you personally, and 10 means it is an extremely important reason to you personally to care about protecting the forests of northern New England: Here's the first one: How important is this to you personally as a reason to care about protecting the forests? (% saying "extremely important")

% saying 10 "extremely important"	Northern NE	Maine	New Hampshire	Vermont	Southern NE
	64%	63	64	69	59

**Q51. The forests are God's creation, so we should respect them as God's work:** Please think of a 1 to 10 scale, where 1 means something is not at all a reason to you personally, and 10 means it is an extremely important reason to you personally to care about protecting the forests of northern New England: Here's the first one: How important is this to you personally as a reason to care about protecting the forests? (% saying "extremely important")

% saying 10 "extremely important"	Northern NE	Maine	New Hampshire	Vermont	Southern NE
	50%	46%	52%	53%	50%

**Q52. The forests are an important part of the identity of New England:** Please think of a 1 to 10 scale, where 1 means something is not at all a reason to you personally, and 10 means it is an extremely important reason to you personally to care about protecting the forests of northern New England: Here's the first one: How important is this to you personally as a reason to care about protecting the forests? (% saying "extremely important")

% saying 10 "extremely important"	Northern NE	Maine	New Hampshire	Vermont	Southern NE
	59%	57%	58%	64%	50%

**Q53. The forests of northern New England are the largest stretch of forest in the eastern US:** Here is a list of reasons that some people have given for increasing protection of the forests of northern New England. Please tell me how convincing each of the following is to you personally, as a reason: Is that very convincing, somewhat convincing, or not at all convincing as a reason to increase protection?

	Northern NE	Maine	New Hampshire	Vermont	Southern NE
Very convincing	36%	35%	37%	35%	34%
Somewhat convincing	35	40	31	34	31
Not very convincing	10	10	11	10	10
Not at all convincing	6	7	5	5	7
Don't know	13	8	16	16	17
Refuse	*	*	--	*	--

**Q54. The forests of northern New England contain many habitats that depend on each other and it is important to protect the forests as a whole so that plants and animals can survive, migrate, and reproduce:** Here is a list of reasons that some people have given for increasing protection of the forests of northern New England. Please tell me how convincing each of the following is to you personally, as a reason: Is that very convincing, somewhat convincing, or not at all convincing as a reason to increase protection?

	Northern NE	Maine	New Hampshire	Vermont	Southern NE
Very convincing	75%	75%	75%	76%	74%
Somewhat convincing	21	21	22	21	21
Not very convincing	1	1	1	*	2
Not at all convincing	1	1	1	1	1
Don't know	1	1	2	1	1
Refuse	*	1	--	*	1

**Q55. Forests, rivers, and streams are nature’s tools for cleaning the air and water we rely on. By destroying forests, humans are endangering the services that nature performs for us:** Here is a list of reasons that some people have given for increasing protection of the forests of northern New England. Please tell me how convincing each of the following is to you personally, as a reason: Is that very convincing, somewhat convincing, or not at all convincing as a reason to increase protection?

	Northern NE	Maine	New Hampshire	Vermont	Southern NE
Very convincing	68%	64%	71%	70%	71%
Somewhat convincing	23	24	21	23	21
Not very convincing	5	7	4	2	3
Not at all convincing	3	4	3	3	2
Don’t know	1	1	1	1	2
Refuse	*	*	*	--	1

**Q56. The recreational opportunities that forests provide are an important part of local economies in northern New England:** Here is a list of reasons that some people have given for increasing protection of the forests of northern New England. Please tell me how convincing each of the following is to you personally, as a reason: Is that very convincing, somewhat convincing, or not at all convincing as a reason to increase protection?

	Northern NE	Maine	New Hampshire	Vermont	Southern NE
Very convincing	52%	47%	57%	50%	48%
Somewhat convincing	39	41	35	41	41
Not very convincing	6	7	6	6	7
Not at all convincing	1	1	2	1	3
Don’t know	2	3	1	2	3
Refuse	*	*	--	*	--

**Q57. Right now in Maine timber companies are selling millions of acres of forests. Much of this land may be purchased by developers who will build new homes and vacation homes on this forest land:** Here is a list of reasons that some people have given for increasing protection of the forests of northern New England. Please tell me how convincing each of the following is to you personally, as a reason: Is that very convincing, somewhat convincing, or not at all convincing as a reason to increase protection?

	Northern NE	Maine	New Hampshire	Vermont	Southern NE
Very convincing	31%	30%	29%	36%	36%
Somewhat convincing	32	33	33	28	33
Not very convincing	17	18	16	16	11
Not at all convincing	12	13	11	11	12
Don’t know	8	6	10	9	7
Refuse	1	1	1	*	1

Now, here's another question. Designated wilderness areas are open to recreational uses such as camping, hiking, fishing, and cross-country skiing, but do not allow roads, snowmobiling, logging, and the development of permanent structures. Designated wilderness areas also provide important wildlife habitat.

Q58. Right now, 1% of land in Vermont is designated wilderness. Do you think the amount should be more, less, or kept the same?

	Northern NE	Maine	New Hampshire	Vermont	Southern NE
More	61%	57%	64%	65%	66%
Less	2	1	2	3	2
Same	29	31	27	30	27
Don't know	7	10	6	2	5
Refuse	1	*	1	*	--

Q59. IF MORE Base N = 560, N = 171, N = 193, N = 196, N = 235: What percentage of land do you think should be designated wilderness in Vermont? (PERCENTAGE OF LAND)?

	Northern NE	Maine	New Hampshire	Vermont	Southern NE
Mean percent	20%	20%	20%	18%	21%

Q60. Right now, 2% of land in New Hampshire is designated wilderness. Do you think the amount should be more, less, or kept the same?

	Northern NE	Maine	New Hampshire	Vermont	Southern NE
More	58%	51%	64%	61%	62%
Less	2	2	1	2	1
Same	34	38	30	34	33
Don't know	5	9	3	3	4
Refuse	1	*	1	*	--

Q61. IF MORE Base N = 527, N = 152, N = 193, N = 182, N = 220: What percentage of land do you think should be designated wilderness in New Hampshire? (PERCENTAGE OF LAND)?

	Northern NE	Maine	New Hampshire	Vermont	Southern NE
Mean percent	19%	20%	20%	17%	22%

Q62. Right now, 1% of land in Maine is designated wilderness. Do you think the amount should be more, less, or kept the same?

	Northern NE	Maine	New Hampshire	Vermont	Southern NE
More	65%	64%	67%	65%	68%
Less	1	1	1	2	2
Same	28	32	25	27	26
Don't know	5	3	7	5	4
Refuse	*	*	--	*	--

Q63. IF MORE Base N = 591, N = 192, N = 202, N = 197, N = 241: What percentage of land do you think should be designated wilderness in Maine? (PERCENTAGE OF LAND)?

	Northern NE	Maine	New Hampshire	Vermont	Southern NE
Mean percent	21%	21%	21%	19%	22%

Now I have some questions about you to help us classify your questionnaire.

D1. In the last 12 months have you visited a national or state park or forest or other forest area?

	Northern NE	Maine	New Hampshire	Vermont	Southern NE
Yes	79%	77%	82%	76%	74%
No	19	21	15	23	25
Don't know	1	1	1	--	1
Refuse	1	1	1	1	*

D2. Are you registered to vote?

	Northern NE	Maine	New Hampshire	Vermont	Southern NE
Yes	87%	90%	85%	85%	86%
No	11	8	13	14	13
Don't know	*	--	*	*	--
Refuse	1	1	2	1	1

D3. Do you consider yourself to be a Democrat, a Republican, an independent, or something else?

	Northern NE	Maine	New Hampshire	Vermont	Southern NE
Democrat	23%	28%	19%	19%	28%
Republican	23	23	26	18	15
Independent	39	35	42	43	41
Something else	9	10	6	13	8
Don't know	2	2	2	5	4
Refuse	3	2	4	3	4

D4. Base N = 413, N = 117, N = 145, N = 151, N = 171 who answered "independent," "don't know," or "refuse" in D4: Do you lean more to the Republican party or more to the Democratic party?

	Northern NE	Maine	New Hampshire	Vermont	Southern NE
Lean Democrat	26%	23%	24%	36%	29%
Lean Republican	26	29	27	22	26
Independent	24	26	23	21	22
Something else	4	5	5	3	8
Don't know	12	11	13	12	9
Refuse	7	6	9	6	6

D5. In terms of political outlook, do you usually think of yourself as very conservative, somewhat conservative, middle of the road, somewhat liberal, or very liberal?

	Northern NE	Maine	New Hampshire	Vermont	Southern NE
Very conservative	8%	7%	9%	9%	10%
Smwht conservative	26	28	25	25	19
Middle of the road	31	34	30	27	35
Smwht liberal	21	17	23	25	21
Very liberal	8	9	6	9	10
Don't know	3	3	2	4	1
Refuse	2	2	4	1	3

D6. Which of the following best describes the place where you live: a city, a suburb near a city, a town, or a rural area?

	Northern NE	Maine	New Hampshire	Vermont	Southern NE
City	16%	14%	19%	11%	27%
Suburb	10	8	13	8	27
Town	33	33	34	28	28
Rural	39	42	31	50	16
Don't know	1	*	1	1	1
Refuse	2	2	2	1	1

D7. Do you own or rent your home?

	Northern NE	Maine	New Hampshire	Vermont	Southern NE
Own	74%	78%	69%	76%	69%
Rent	23	20	27	21	27
Don't know	1	--	1	1	1
Refuse	2	2	3	2	3

D8. Base: N = 669, N = 233, N = 206, N = 230, N = 244 who say "own" in D8. Do you own less than 40 acres of land?

	Northern NE	Maine	New Hampshire	Vermont	Southern NE
Yes	86%	82%	92%	82%	93%
No	14	18	8	18	7
Don't know	--	--	--	--	--
Refuse	--	--	--	--	--

D9. Do you live at this address year around or a few months out of the year?

	Northern NE	Maine	New Hampshire	Vermont	Southern NE
Year around	90%	88%	91%	91%	93%
Few months	8	9	6	8	5
Don't know	*	1	--	*	--
Refuse	2	2	2	1	2

D10. Base: N = 69, N = 26, N = 19, N = 24, N = 19 who answered "few months" in D10. What state do you live in most of the year?

	Northern NE	Maine	New Hampshire	Vermont	Southern NE
Northern New England	51%	50%	42%	67%	--%
Southern New England	13	4	36	--	58
Other	35	46	22	29	42
Don't know	1	--	--	4	--
Refuse	--	--	--	--	--

D11. What was the last grade of school you completed?

	Northern NE	Maine	New Hampshire	Vermont	Southern NE
<HS/HS grad	39%	38%	37%	44%	30%
Some college	20	23	20	17	22
College grad	26	26	26	25	32
Grad school	12	9	15	13	14
Don't know	*	*	--	*	--
Refuse	3	3	4	1	2

D12. In what year were you born?

	Northern NE	Maine	New Hampshire	Vermont	Southern NE
18-34 years old	27%	26%	27%	28%	29%
35-44	23	22	24	21	23
45-54	20	20	20	20	19
55-64	13	14	13	13	14
65+	17	18	16	17	15
Don't know	--	--	--	--	--
Refuse	--	--	--	--	--

D13. Do you or any member of your household work for the logging industry?

	Northern NE	Maine	New Hampshire	Vermont	Southern NE
Yes	5%	7%	4%	3%	2%
No	93	90	93	96	97
Don't know	--	--	--	--	*
Refuse	2	2	3	1	1

D14. Stop me when I come to the category in which your total household income fell before taxes in 2001. Your best estimate is fine.

	Northern NE	Maine	New Hampshire	Vermont	Southern NE
<\$25K	16%	18%	12%	19%	8%
\$26K-\$49K	28	30	23	32	23
\$50K-\$74K	21	23	20	19	20
\$75K-\$99K	9	6	14	7	12
\$100K+	9	9	11	7	14
Don't know	3	2	4	2	4
Refuse	14	13	15	13	19

Gender

	Northern NE	Maine	New Hampshire	Vermont	Southern NE
Male	48%	48%	48%	48%	47%
Female	52	52	52	52	53